

ELYSIAN  
MANSIONS


PARK LANE



# A STUNNING ESTATE GARDEN

Situated amidst the largest private gardens in Tilal Al Ghaf, the Park Lane residences feature unfettered access to a lush, natural terrain, inspired by the world's grandest estates. Complementing the expansive gardens are the landscapes of the private Mansions, expertly designed to blur the lines between nature and architecture.

Owners can choose between a number distinct home types for these premium plots, with interior, exterior, and landscape designs tailored to your specifications.







# TILAL AL GHAF MASTERPLAN



ELYSIAN MANSIONS

- |                  |                               |                      |                       |                           |                              |
|------------------|-------------------------------|----------------------|-----------------------|---------------------------|------------------------------|
| Sandy Beach      | Central Park                  | Indoor & Outdoor Gym | Children's Play Areas | International School      | Daycare                      |
| Beach Cabanas    | 18km Walking & Cycling Trails | Basketball Court     | Water Splash Park     | Beach Restaurants & Cafés | Holistic Healthcare Facility |
| Beach Volleyball | Table Tennis                  | Outdoor Cinema       | Swimming Pools        | Community Town Centre     | Mosques                      |
| Water Sports     | Tennis Court                  | Skate Park           | Trampoline Parks      | BBQ Stations              | Retail Hub                   |





# AN OASIS OF REFINED LIVING


Elysian Mansions is an exclusive, residential waterfront enclave abutting the lagoon of Tlal Al Ghaf. Inspired by the Elysian Fields of Greek mythology, this hallmark luxury neighbourhood conceived by Majid Al Futtaim offers the most distinctive and thoughtful residences to date.

These bespoke, expertly crafted mansions are tailored to your tastes, with generous spaces, stunning finishes, and expansive pockets of natural beauty woven throughout the homes.






DISCOVER  
YOUR  
PERSONAL  
PARADISE









QUIETLY  
SOPHISTICATED



# INTIMACY & HOSPITALITY



# CRAFTED WITH DISTINCTION

Led by contemporary architecture, yet rooted in classic home design, Elysian Mansions offers smart, technology-enabled homes with uncompromising aesthetics.







## KEYPLAN & PUBLIC REALM



ELYSTIAN  
MANSIONS

- |  |                     |   |                          |   |                   |
|--|---------------------|---|--------------------------|---|-------------------|
|  | Lagoonside          |  | Hilltop                  |  | Park Lane         |
| 01. Main Entrance  | 05. The Orchards    | 09. The Kitchen Gardens   | 13. The Tuileries        | 17. The Beach Access  | 21. Informal Lawn |
| 02. Promenade  | 06. The Alley       | 10. The Water Gardens   | 14. The Maze Garden      | 18. The Private Beach   | 22. Plazas        |
| 03. The Pavilion   | 07. The Dining Room | 11. Sikka Gardens   | 15. The Grand Lawn       | 19. Stargazing Room   |                   |
| 04. Terraced Gardens   | 08. The Clock Tower | 12. The Forest Walk   | 16. The library of trees | 20. Parking Area  |                   |





# A BESPOKE SANCTUARY



Grand double height entry



Access to exclusive beach & recreational lagoon



Secured gated community



Luxury marble flooring



Largest exclusive park in Tifal Al Ghaf



Stone cladded exterior facades



Emphasis on the indoor/outdoor relationship



Expansive terraces & outdoor spaces with upgrade options



Triple-height courtyards



Bespoke ergonomic & biophilic architecture



European kitchens with integrated appliances



Spacious walk-in closets with accessorized wardrobes



Car galleries for 6 to 8 cars



Elevator in each mansion



A selection of bespoke upgrades to suit your needs



Premium wooden flooring in bedrooms



## TAILORED TO YOUR TASTES

A selection of facade palettes, ranging from deep, moody stones to warm textured neutrals, captures the individual grandeur of each mansion - creating a bespoke and private oasis all your own.



Timeless



Prestige



# EXTERIOR FACADE MATERIALS TIMELESS


1. Stone Cladding
2. Render Paint
3. Textured Stone Cladding
4. Wood Effect Panels
5. Wood Effect Shutters
6. High Performance Glass
7. Metal Sheets
8. Glass Balustrade
9. Wood Effect Louvers





# EXTERIOR FACADE MATERIALS PRESTIGE

1. Stone Cladding
2. Render Paint
3. Textured Stone Cladding
4. Wood Effect Panels
5. Wood Effect Shutters
6. High Performance Glass
7. Metal Sheets
8. Glass Balustrade
9. Wood Effect Louvers





## TAILORED TO YOUR TASTES

Inside the homes, a selection of interior palettes features rich, natural materials, including an array of veined marbles, carved timber, and charismatic metals, weave throughout the mansions, bestowing timeless, thoughtful elegance.



Pearl



Onyx



# INTERIOR MATERIALS MAIA, IRIS PEARL

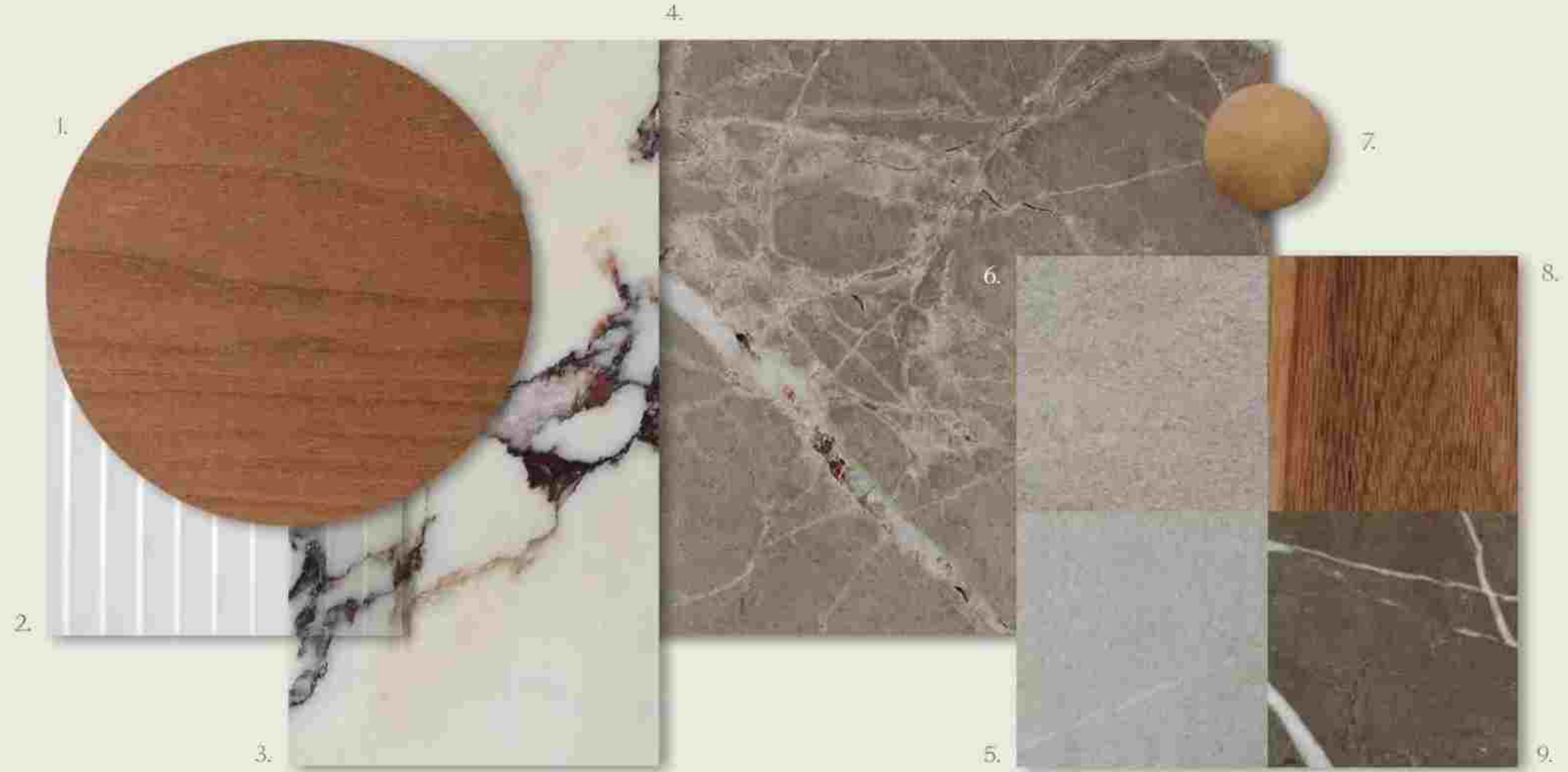
1. Kitchen and Wardrobe Veneer
2. Clear Fluted Glass
3. Kitchen Island Marble
4. Marble General Flooring and Master Bathroom
5. Secondary Bathroom Porcelain Floor Tiles
6. Secondary Bathroom Porcelain Wall Tiles
7. General Metal Accent
8. Bedroom Wood Flooring
9. Marble Vanity and Feature Wall





# INTERIOR MATERIALS MAIA, IRIS ONYX

1. Kitchen and Wardrobe Veneer
2. Clear Fluted Glass
3. Kitchen Island Marble
4. Marble General Flooring and Master Bathroom
5. Secondary Bathroom Porcelain Floor Tiles
6. Secondary Bathroom Porcelain Wall Tiles
7. General Metal Accent
8. Bedroom Wood Flooring
9. Marble Vanity and Feature Wall





# THE COLLECTION



MAIA





























# M A I A

TYPE 1

## Amenities

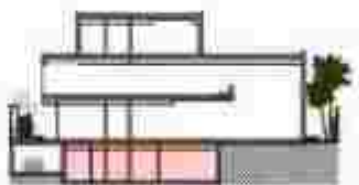
Double Height Entry  
Double Height Spaces  
Private Home Elevator  
Underground Car Gallery

Formal Living Area  
Two Family Living Areas  
Guest Suite  
His & Hers Walk in Closets

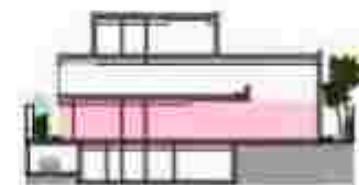
Nanny Room  
Driver's Room  
Maid's Room  
Sunken Garden

Internal Area	725 sqm / 7,804 sqft
Balcony/Terrace	68 sqm / 729 sqft
Garage	100 sqm / 1,079 sqft
<b>Total Area</b>	<b>991 sqm / 10,672 sqft</b>

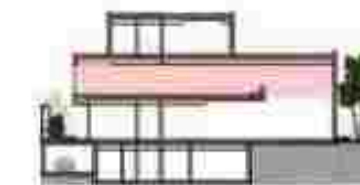
BASEMENT  
375 sqm / 4,040 sqft



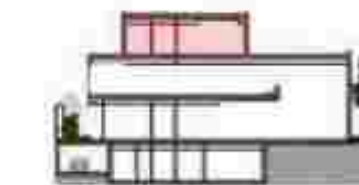
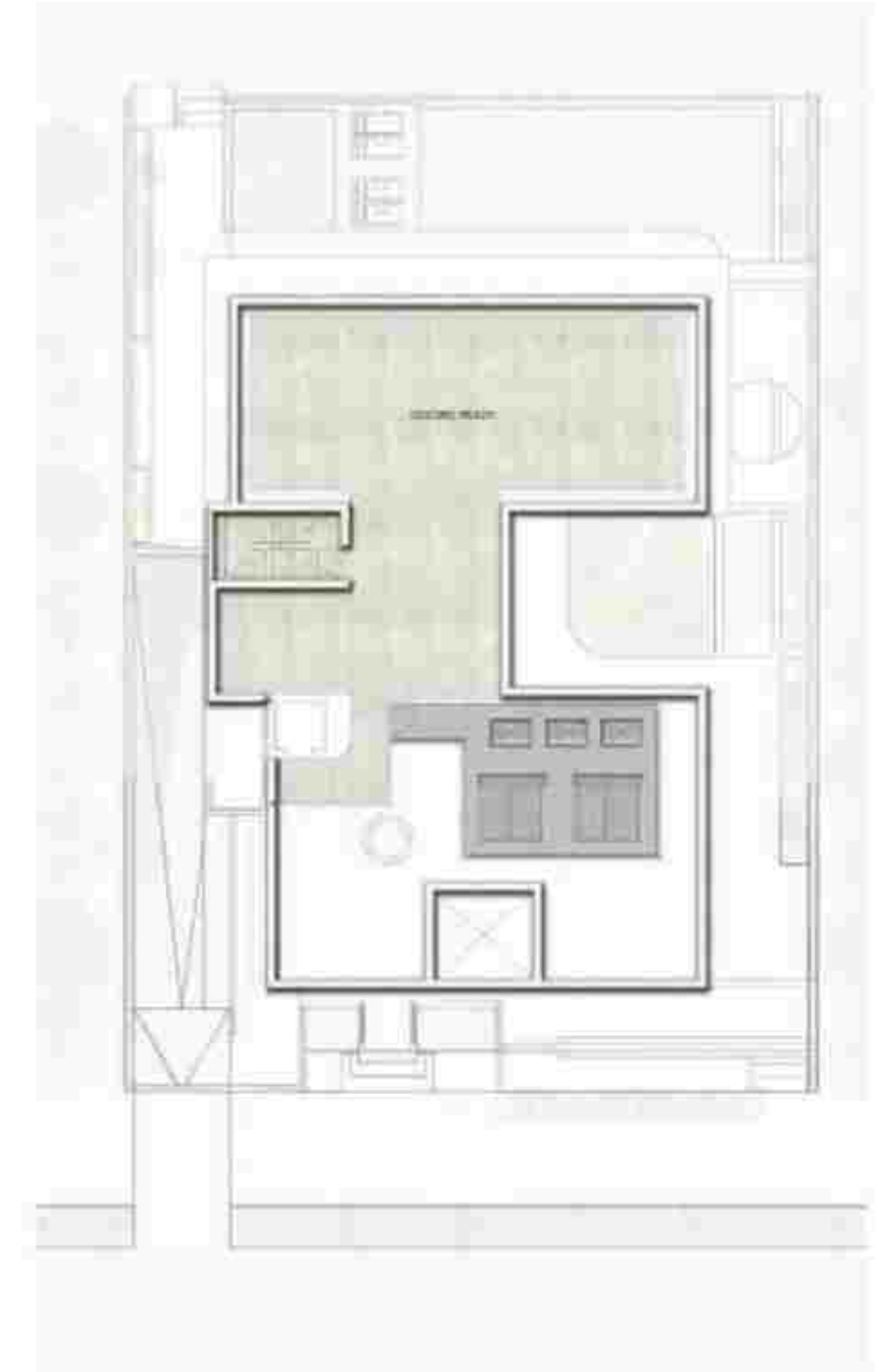
GROUND FLOOR  
265 sqm / 2,850 sqft



FIRST FLOOR  
351 sqm / 3,782 sqft



ROOFTOP





# M A I A

TYPE 2

## Amenities

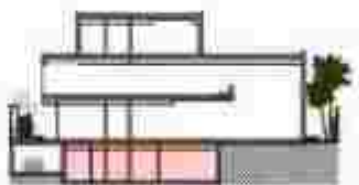
Double Height Entry  
Double Height Spaces  
Private Home Elevator  
Underground Car Gallery

Formal Living Area  
Two Family Living Areas  
Majlis  
His & Hers Walk in Closets

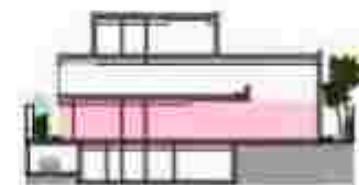
Nanny Room  
Driver's Room  
Maid's Room  
Sunken Garden

Internal Area	725 sqm / 7,804 sqft
Balcony/Terrace	68 sqm / 729 sqft
Garage	100 sqm / 1,079 sqft
<b>Total Area</b>	<b>991 sqm / 10,672 sqft</b>

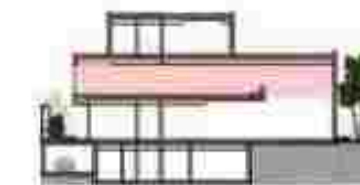
BASEMENT  
375 sqm / 4,040 sqft



GROUND FLOOR  
265 sqm / 2,850 sqft



FIRST FLOOR  
351 sqm / 3,782 sqft

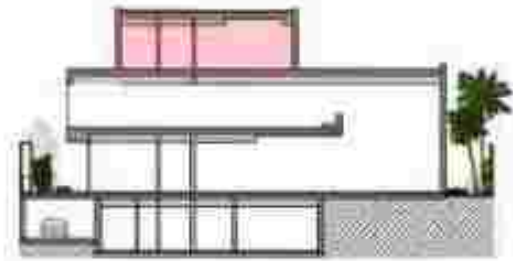


ROOFTOP





## ROOF



OPTION 1 - WELL-BEING

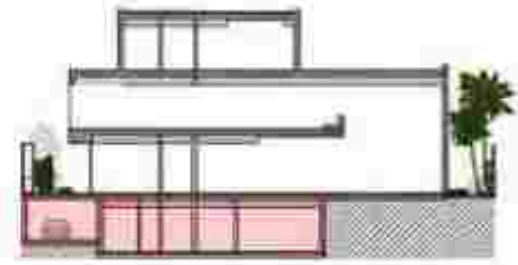


OPTION 2 - ENTERTAINMENT





## BASEMENT




OPTION 1 - WELL-BEING  
375 sqm / 4,040 sqft



OPTION 2 - ENTERTAINMENT  
375 sqm / 4,040 sqft





















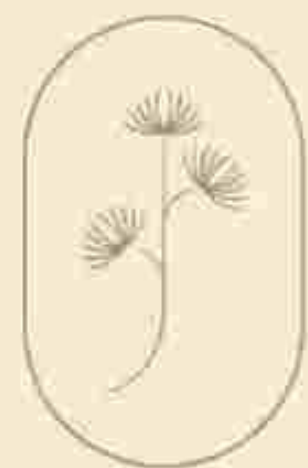








IRIS





























# IRIS

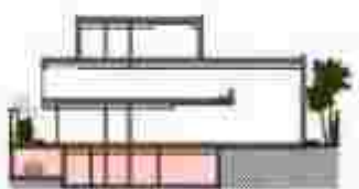
TYPE 1

## Amenities

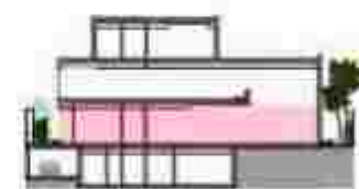
- Double Height Entry
- Double Height Spaces
- Private Home Elevator
- Underground Car Gallery
- Torrid Living Area
- Two Family Living Areas
- Guest Suite
- His & Hers Walk in Closets
- Driver's Room
- Maid's Room

Internal Area	630 sqm / 6,777 sqft
Balcony/Terrace	47 sqm / 508 sqft
Garage	284 sqm / 3,059 sqft
<b>Total Area</b>	<b>961 sqm / 10,344 sqft</b>

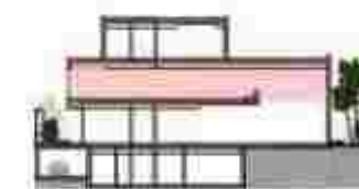
**BASEMENT**  
437 sqm / 4,704 sqft



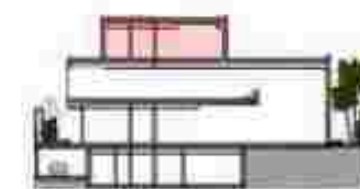
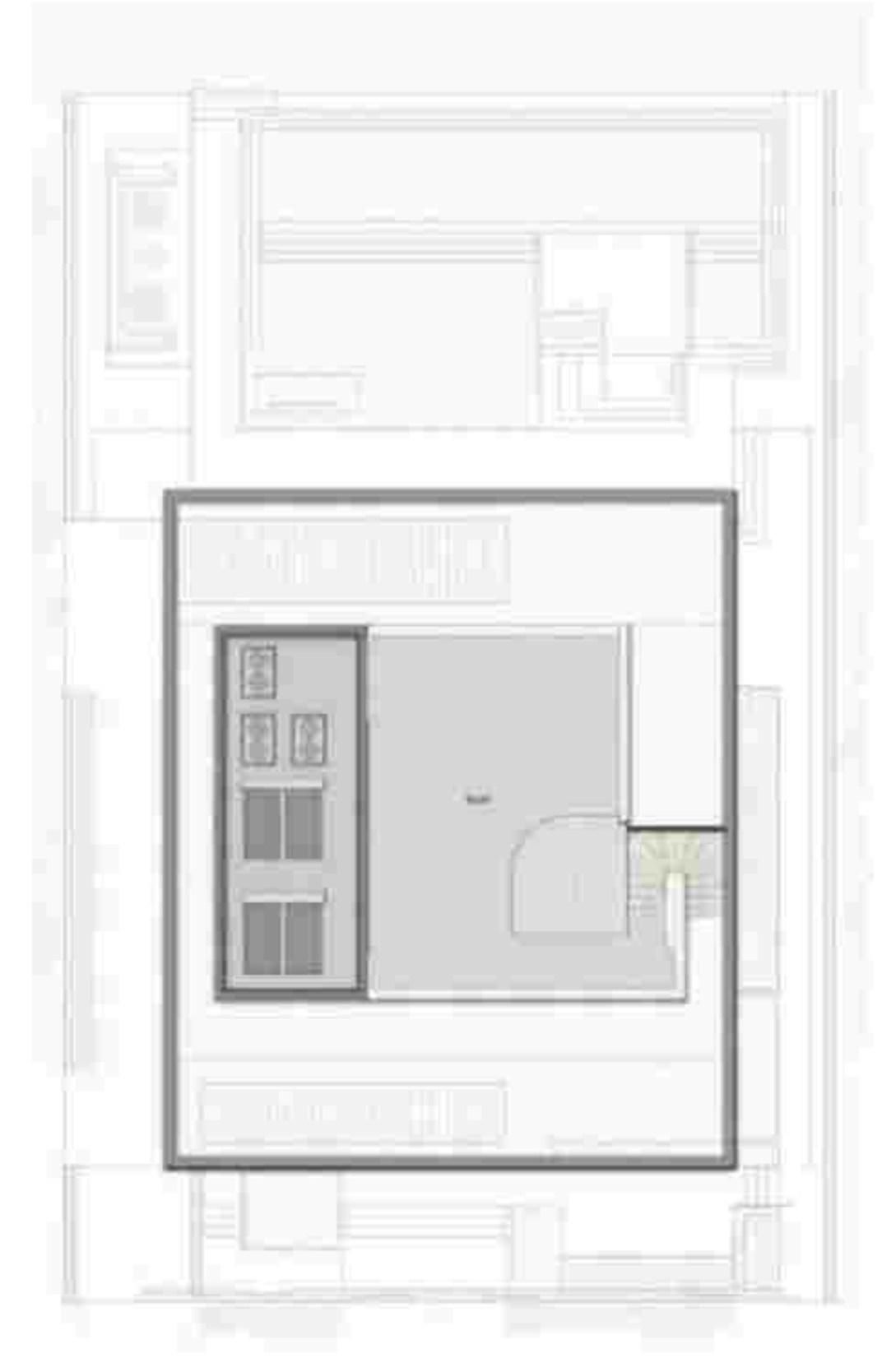
**GROUND FLOOR**  
250 sqm / 2,689 sqft



**FIRST FLOOR**  
274 sqm / 2,952 sqft



**SECOND FLOOR - ROOFTOP**





# IRIS

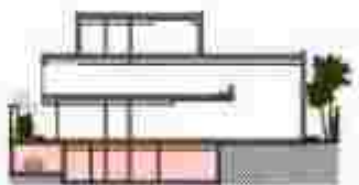
TYPE 2

## Amenities

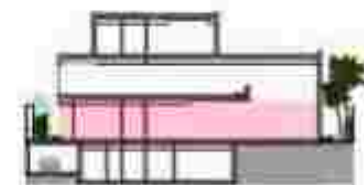
- Double Height Entry
- Double Height Spaces
- Private Home Elevator
- Underground Car Gallery
- Terrace Living Area
- Two Family Living Areas
- Majlis
- His & Hers Walk in Closets
- Driver's Room
- Maid's Room

Internal Area	630 sqm / 6,777 sqft
Balcony/Terrace	47 sqm / 508 sqft
Garage	284 sqm / 3,059 sqft
<b>Total Area</b>	<b>961 sqm / 10,344 sqft</b>

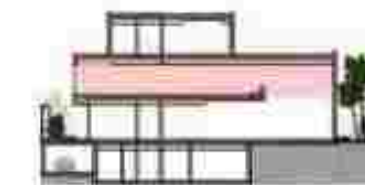
**BASEMENT**  
437 sqm / 4,704 sqft



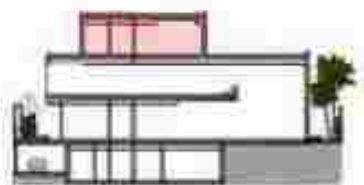
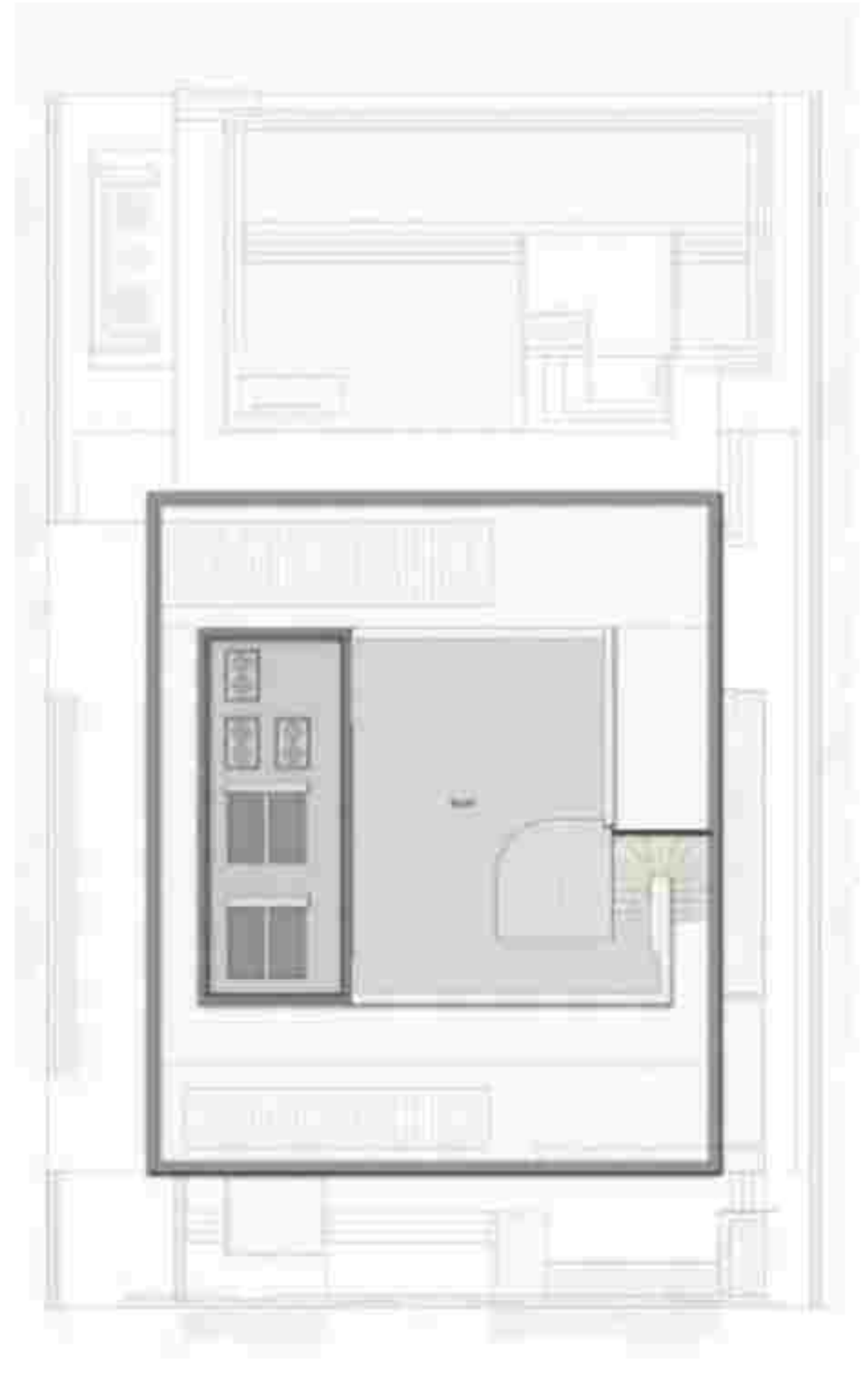
**GROUND FLOOR**  
250 sqm / 2,689 sqft



**FIRST FLOOR**  
274 sqm / 2,952 sqft



**SECOND FLOOR - ROOFTOP**

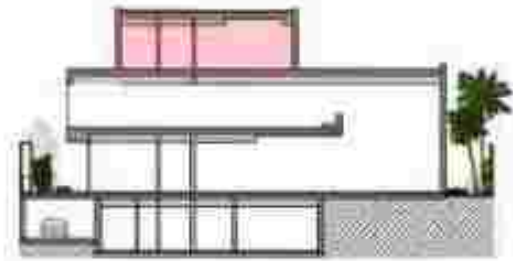




# IRIS

UPGRADES

## ROOF



OPTION 1 - ENTERTAINMENT



OPTION 2 - WELL-BEING

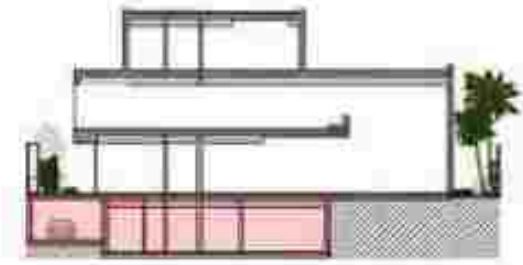




# IRIS

UPGRADES

## BASEMENT



OPTION 1 - ENTERTAINMENT  
437 sqm / 4,704 sqft.



OPTION 2 - WELL-BEING  
437 sqm / 4,704 sqft.

























# ELYSIAN MANSIONS



ELYSIAN  
MANSIONS


HILLTOP



# A VIEW FROM THE TOP

Distinctive and expertly crafted, the Hilltop residences stand grandly at the peak of Elysian Mansions. Overlooking the whole of the development, the Mansions feature stunning vistas of the impressive estate gardens.

Owners can choose between two distinct material palettes for the exterior and interior, with both the landscaping and interior layouts tailored to your specifications.







# TILAL AL GHAF MASTERPLAN



ELYSIAN MANSIONS

- |                  |                               |                      |                       |                           |                              |
|------------------|-------------------------------|----------------------|-----------------------|---------------------------|------------------------------|
| Sandy Beach      | Central Park                  | Indoor & Outdoor Gym | Children's Play Areas | International School      | Daycare                      |
| Beach Cabanas    | 18km Walking & Cycling Trails | Basketball Court     | Water Splash Park     | Beach Restaurants & Cafés | Holistic Healthcare Facility |
| Beach Volleyball | Table Tennis                  | Outdoor Cinema       | Swimming Pools        | Community Town Centre     | Mosques                      |
| Water Sports     | Tennis Court                  | Skate Park           | Trampoline Parks      | BBQ Stations              | Retail Hub                   |





# AN OASIS OF REFINED LIVING


Elysian Mansions is an exclusive, residential waterfront enclave abutting the lagoon of Tila Al Ghaf. Inspired by the Elysian Fields of Greek mythology, this hallmark luxury neighbourhood conceived by Majid Al Futtaim offers the most distinctive and thoughtful residences to date.

These bespoke, expertly crafted mansions are tailored to your tastes, with generous spaces, stunning finishes, and expansive pockets of natural beauty woven throughout the homes.






DISCOVER  
YOUR  
PERSONAL  
PARADISE









QUIETLY  
SOPHISTICATED



# INTIMACY & HOSPITALITY



# CRAFTED WITH DISTINCTION

Led by contemporary architecture, yet rooted in classic home design, Elysian Mansions offers smart, technology-enabled homes with uncompromising aesthetics.







## KEYPLAN & PUBLIC REALM



ELYSTAN  
MANSIONS

	Lagoonside		Hilltop		Park Lane
01. Main Entrance	05. The Orchards	09. The Kitchen Gardens	13. The Tuileries	17. The Beach Access	21. Informal Lawn
02. Promenade	06. The Alley	10. The Water Gardens	14. The Maze Garden	18. The Private Beach	22. Plazas
03. The Pavilion	07. The Dining Room	11. Sikka Gardens	15. The Grand Lawn	19. Stargazing Room	
04. Terraced Gardens	08. The Clock Tower	12. The Forest Walk	16. The library of trees	20. Parking Area	





# A BESPOKE SANCTUARY



Grand double height entry



Access to exclusive beach & recreational lagoon



Secured gated community



Luxury marble flooring



Largest exclusive park in Tifal Al Ghaf



Stone cladded exterior facades



Emphasis on the indoor/outdoor relationship



Expansive terraces & outdoor spaces with upgrade options



Triple-height courtyards



Bespoke ergonomic & biophilic architecture



European kitchens with integrated appliances



Spacious walk-in closets with accessorized wardrobes



Car galleries for 6 to 8 cars



Elevator in each mansion



A selection of bespoke upgrades to suit your needs



Premium wooden flooring in bedrooms



## TAILORED TO YOUR TASTES

A selection of facade palettes, ranging from deep, moody stones to warm textured neutrals, captures the individual grandeur of each mansion - creating a bespoke and private oasis all your own.



Timeless



Prestige



# EXTERIOR FACADE MATERIALS TIMELESS


1. Stone Cladding
2. Render Paint
3. Textured Stone Cladding
4. Wood Effect Panels
5. Wood Effect Shutters
6. High Performance Glass
7. Metal Sheets
8. Glass Balustrade
9. Wood Effect Louvers





# EXTERIOR FACADE MATERIALS PRESTIGE

1. Stone Cladding
2. Render Paint
3. Textured Stone Cladding
4. Wood Effect Panels
5. Wood Effect Shutters
6. High Performance Glass
7. Metal Sheets
8. Glass Balustrade
9. Wood Effect Louvers





## TAILORED TO YOUR TASTES

Inside the homes, a selection of interior palettes features rich, natural materials, including an array of veined marbles, carved timber, and charismatic metals, weave throughout the mansions, bestowing timeless, thoughtful elegance.



Pearl




Onyx



# INTERIOR MATERIALS MUSE, ARTIS, LEIA PEARL


1. Kitchen and Wardrobe Veneer
2. Clear Fluted Glass
3. Kitchen Island Marble
4. Marble General Flooring and Master Bathroom
5. Secondary Bathroom Porcelain Floor Tiles
6. Secondary Bathroom Porcelain Wall Tiles
7. General Metal Accent
8. Bedroom Wood Flooring
9. Marble Vanity and Feature Wall





# INTERIOR MATERIALS MUSE, ARTIS, LEIA ONYX

1. Kitchen and Wardrobe Veneer
2. Clear Fluted Glass
3. Kitchen Island Marble
4. Marble General Flooring and Master Bathroom
5. Secondary Bathroom Porcelain Floor Tiles
6. Secondary Bathroom Porcelain Wall Tiles
7. General Metal Accent
8. Bedroom Wood Flooring
9. Marble Vanity and Feature Wall





# THE COLLECTION



ARTIS





















# ARTIS

TYPE 1 - HILLTOP

## Amenities

Double Height Entry  
 Double Height Spaces  
 Private Home Elevator  
 Underground Car Gallery

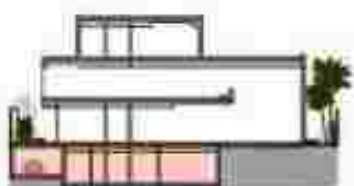
Formal Living Area  
 Two Family Living Areas  
 Show Kitchen  
 Closed Kitchen

Butler Space  
 Guest Suite  
 Home Office  
 His & Hers Walk in Closets

Nanny Room  
 Maid's Room  
 Driver's Room

Internal Area	1,006 sqm / 10,833 sqft
Balcony/Terrace	298 sqm / 3,204 sqft
Garage	364 sqm / 3,913 sqft
<b>Total Area</b>	<b>1,668 sqm / 17,950 sqft</b>

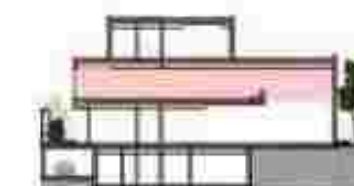
BASEMENT  
 580 sqm / 6,241 sqft



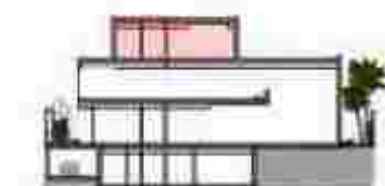
GROUND FLOOR  
 352 sqm / 3,784 sqft



FIRST FLOOR  
 439 sqm / 4,723 sqft



SECOND FLOOR - ROOFTOP  
 297 sqm / 3,202 sqft





# ARTIS

TYPE 2 - HILLTOP

## Amenities

Double Height Entry  
Double Height Spaces  
Private Home Elevator  
Underground Car Gallery

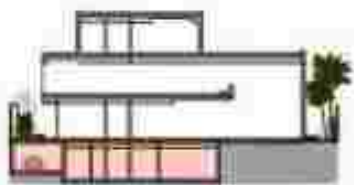

Formal Living Area  
Two Family Living Areas  
Show Kitchen  
Closed Kitchen

Butler Space  
Guest Suite  
Home Office  
His & Hers Walk in Closets

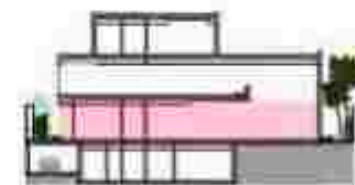
Nanny Room  
Driver's Room  
Mega Master Bedroom  
Maid's Room

Internal Area	1,006 sqm / 10,833 sqft
Balcony/Terrace	298 sqm / 3,204 sqft
Garage	364 sqm / 3,913 sqft
<b>Total Area</b>	<b>1,668 sqm / 17,950 sqft</b>

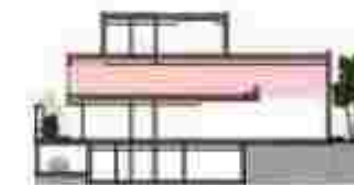
BASEMENT  
580 sqm / 6,241 sqft



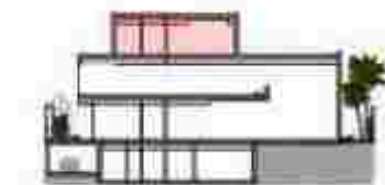
GROUND FLOOR  
352 sqm / 3,784 sqft



FIRST FLOOR  
439 sqm / 4,723 sqft



SECOND FLOOR - ROOFTOP  
297 sqm / 3,202 sqft





# ARTIS

TYPE 3 - HILLTOP

## Amenities

Double Height Entry  
 Double Height Spaces  
 Private Home Elevator  
 Underground Car Gallery

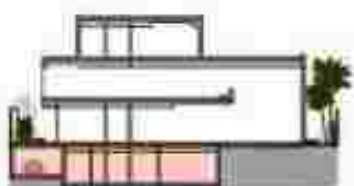
Formal Living Area  
 Two Family Living Areas  
 Show Kitchen  
 Closed Kitchen

Butler Space  
 Majlis  
 Home Office  
 His & Hers Walk in Closets

Nanny Room  
 Maid's Room  
 Driver's Room

Internal Area	1,006 sqm / 10,833 sqft
Balcony/Terrace	298 sqm / 3,204 sqft
Garage	364 sqm / 3,913 sqft
<b>Total Area</b>	<b>1,668 sqm / 17,950 sqft</b>

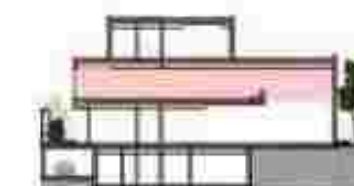
BASEMENT  
 580 sqm / 6,241 sqft



GROUND FLOOR  
 352 sqm / 3,784 sqft



FIRST FLOOR  
 439 sqm / 4,723 sqft



SECOND FLOOR - ROOFTOP  
 297 sqm / 3,202 sqft





# ARTIS

TYPE 4 - HILLTOP

## Amenities

Double Height Entry  
 Double Height Spaces  
 Private Home Elevator  
 Underground Car Gallery

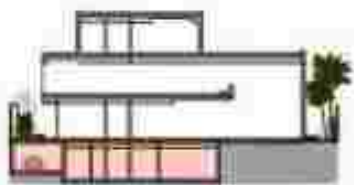

Formal Living Area  
 Two Family Living Areas  
 Show Kitchen  
 Closed Kitchen

Butler Space  
 Majlis  
 Home Office  
 His & Hers Walk in Closets

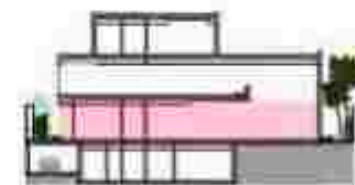
Nanny Room  
 Driver's Room  
 Maid's Room  
 Mega Master Bedroom

Internal Area	1,006 sqm / 10,833 sqft
Balcony/Terrace	298 sqm / 3,204 sqft
Garage	364 sqm / 3,913 sqft
<b>Total Area</b>	<b>1,668 sqm / 17,950 sqft</b>

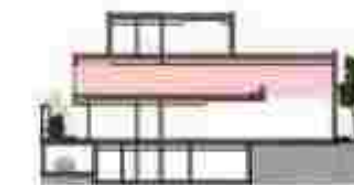
BASEMENT  
 580 sqm / 6,241 sqft



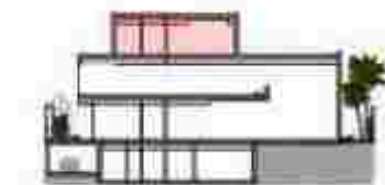
GROUND FLOOR  
 352 sqm / 3,784 sqft



FIRST FLOOR  
 439 sqm / 4,723 sqft



SECOND FLOOR - ROOFTOP  
 297 sqm / 3,202 sqft

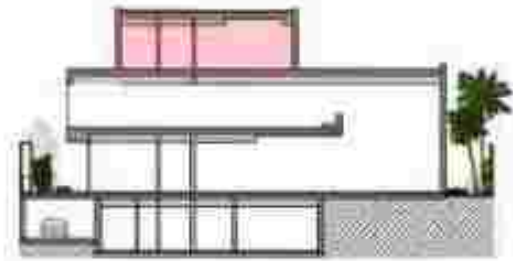




# ARTIS

UPGRADES TYPE 1 & 2

## ROOF



OPTION 1 - WELL-BEING  
297 sqm / 3,202 sqft



OPTION 2 - SKY SUITE  
297 sqm / 3,202 sqft



OPTION 3 - ENTERTAINMENT  
297 sqm / 3,202 sqft

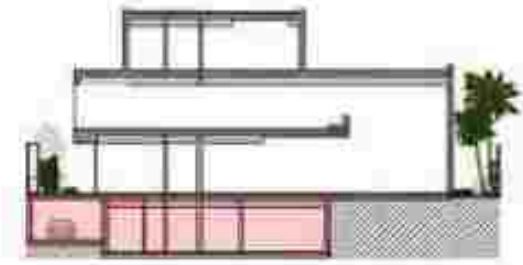




# ARTIS

UPGRADES TYPE 1 & 2

## BASEMENT



OPTION 1 - WELL-BEING  
580 sqm / 6,241 sqft



OPTION 2 - ENTERTAINMENT  
580 sqm / 6,241 sqft






























# ELYSIAN MANSIONS



ELYSIAN  
MANSIONS

LAGOON  
SIDE



# A RENAISSANCE IN WATERFRONT LIVING

Set against the backdrop of a pristine lagoon stand the Lagoonside homes, the pinnacle of the Elysian Mansions. The Lagoonside residences are a renaissance in waterfront living, the only Mansions featuring private, direct access to the recreational Lagoon Al Ghaf.

Owners can choose between a number of distinct home types for these premium plots, with interior, exterior, and landscape designs tailored to your specifications.







# TILAL AL GHAF MASTERPLAN



ELYSIAN MANSIONS

- |                  |                               |                      |                       |                           |                              |
|------------------|-------------------------------|----------------------|-----------------------|---------------------------|------------------------------|
| Sandy Beach      | Central Park                  | Indoor & Outdoor Gym | Children's Play Areas | International School      | Daycare                      |
| Beach Cabanas    | 18km Walking & Cycling Trails | Basketball Court     | Water Splash Park     | Beach Restaurants & Cafés | Holistic Healthcare Facility |
| Beach Volleyball | Table Tennis                  | Outdoor Cinema       | Swimming Pools        | Community Town Centre     | Mosques                      |
| Water Sports     | Tennis Court                  | Skate Park           | Trampoline Parks      | BBQ Stations              | Retail Hub                   |





# AN OASIS OF REFINED LIVING


Elysian Mansions is an exclusive, residential waterfront enclave abutting the lagoon of Tlal Al Ghaf. Inspired by the Elysian Fields of Greek mythology, this hallmark luxury neighbourhood conceived by Majid Al Futtaim offers the most distinctive and thoughtful residences to date.

These bespoke, expertly crafted mansions are tailored to your tastes, with generous spaces, stunning finishes, and expansive pockets of natural beauty woven throughout the homes.






DISCOVER  
YOUR  
PERSONAL  
PARADISE









QUIETLY  
SOPHISTICATED



# INTIMACY & HOSPITALITY



# CRAFTED WITH DISTINCTION

Led by contemporary architecture, yet rooted in classic home design, Elysian Mansions offers smart, technology-enabled homes with uncompromising aesthetics.







## KEYPLAN & PUBLIC REALM



ELYSTIAN  
MANSIONS

Lagoonside	Hilltop	Park Lane
01. Main Entrance	05. The Orchards	09. The Kitchen Gardens
02. Promenade	06. The Alley	10. The Water Gardens
03. The Pavilion	07. The Dining Room	11. Sikka Gardens
04. Terraced Gardens	08. The Clock Tower	12. The Forest Walk
	13. The Tuileries	17. The Beach Access
	14. The Maze Garden	18. The Private Beach
	15. The Grand Lawn	19. Stargazing Room
	16. The library of trees	20. Parking Area
		21. Informal Lawn
		22. Plazas





# A BESPOKE SANCTUARY



Grand double height entry



Access to exclusive beach & recreational lagoon



Secured gated community



Luxury marble flooring



Largest exclusive park in Tifal Al Ghaf



Stone cladded exterior facades



Emphasis on the indoor/outdoor relationship



Expansive terraces & outdoor spaces with upgrade options



Triple-height courtyards



Bespoke ergonomic & biophilic architecture



European kitchens with integrated appliances



Spacious walk-in closets with accessorized wardrobes



Car galleries for 6 to 8 cars



Elevator in each mansion



A selection of bespoke upgrades to suit your needs



Premium wooden flooring in bedrooms



## TAILORED TO YOUR TASTES

A selection of facade palettes, ranging from deep, moody stones to warm textured neutrals, captures the individual grandeur of each mansion - creating a bespoke and private oasis all your own.



Timeless



Prestige



# EXTERIOR FACADE MATERIALS TIMELESS


1. Stone Cladding
2. Render Paint
3. Textured Stone Cladding
4. Wood Effect Panels
5. Wood Effect Shutters
6. High Performance Glass
7. Metal Sheets
8. Glass Balustrade
9. Wood Effect Louvers





# EXTERIOR FACADE MATERIALS PRESTIGE

1. Stone Cladding
2. Render Paint
3. Textured Stone Cladding
4. Wood Effect Panels
5. Wood Effect Shutters
6. High Performance Glass
7. Metal Sheets
8. Glass Balustrade
9. Wood Effect Louvers





## TAILORED TO YOUR TASTES

Inside the homes, a selection of interior palettes features rich, natural materials, including an array of veined marbles, carved timber, and charismatic metals, weave throughout the mansions, bestowing timeless, thoughtful elegance.



Pearl




Onyx



# INTERIOR MATERIALS MUSE, ARTIS, LEIA PEARL


1. Kitchen and Wardrobe Veneer
2. Clear Fluted Glass
3. Kitchen Island Marble
4. Marble General Flooring and Master Bathroom
5. Secondary Bathroom Porcelain Floor Tiles
6. Secondary Bathroom Porcelain Wall Tiles
7. General Metal Accent
8. Bedroom Wood Flooring
9. Marble Vanity and Feature Wall





# INTERIOR MATERIALS MUSE, ARTIS, LEIA ONYX

1. Kitchen and Wardrobe Veneer
2. Clear Fluted Glass
3. Kitchen Island Marble
4. Marble General Flooring and Master Bathroom
5. Secondary Bathroom Porcelain Floor Tiles
6. Secondary Bathroom Porcelain Wall Tiles
7. General Metal Accent
8. Bedroom Wood Flooring
9. Marble Vanity and Feature Wall

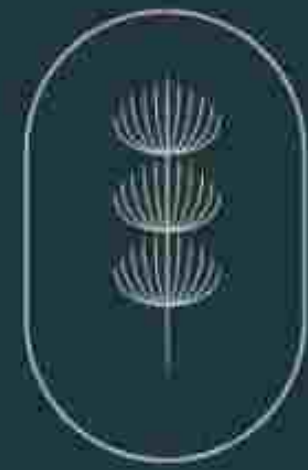




# THE COLLECTION



MUSE





























# MUSE

TYPE 1

## Amenities

Double Height Entry  
 Double Height Spaces  
 Private Home Elevator  
 Underground Car Gallery

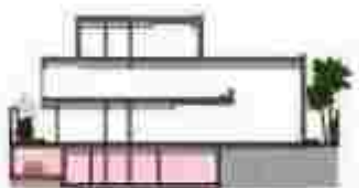
Formal Living Area  
 Two Family Living Areas  
 Show Kitchen  
 Closed Kitchen

Triple Height Sunken Courtyard  
 Guest Wing  
 Home Office  
 His & Hers Walk in Closets

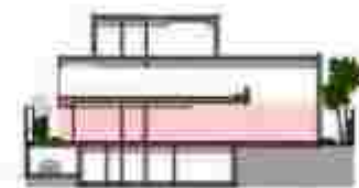
Nanny Room  
 Maid's Room  
 Driver's Room

Internal Area	1,093 sqm / 11,765 sqft
Balcony/Terrace	132 sqm / 1,423 sqft
Garage	325 sqm / 3,503 sqft
<b>Total Area</b>	<b>1,551 sqm / 16,691 sqft</b>

BASEMENT  
 580 sqm / 6,245 sqft



GROUND FLOOR  
 349 sqm / 3,761 sqft



FIRST FLOOR  
 403 sqm / 4,338 sqft



SECOND FLOOR - ROOFTOP  
 218 sqm / 2,347 sqft





# MUSE

TYPE 2

## Amenities

Double Height Entry  
 Double Height Spaces  
 Private Home Elevator  
 Underground Car Gallery

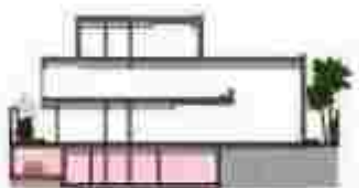
Formal Living Area  
 Two Family Living Areas  
 Show Kitchen  
 Closed Kitchen

Triple Height Sunken Courtyard  
 Guest Wing  
 Home Office  
 His & Hers Walk in Closets

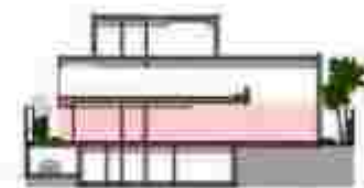
Nanny Room  
 Maid's Room  
 Driver's Room  
 Mega Master Bedroom

Internal Area	1,093 sqm / 11,765 sqft
Balcony/Terrace	132 sqm / 1,423 sqft
Garage	325 sqm / 3,503 sqft
<b>Total Area</b>	<b>1,551 sqm / 16,691 sqft</b>

BASEMENT  
 580 sqm / 6,245 sqft



GROUND FLOOR  
 349 sqm / 3,761 sqft



FIRST FLOOR  
 403 sqm / 4,338 sqft



SECOND FLOOR - ROOFTOP  
 218 sqm / 2,347 sqft

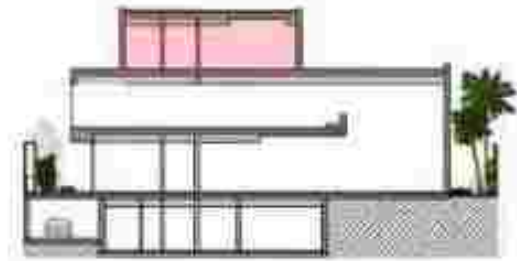




# MUSE

UPGRADES

## ROOF



OPTION 1 - SKY SUITE  
218 sqm / 2,347 sqft



OPTION 2 - WELL-BEING  
218 sqm / 2,347 sqft



OPTION 3 - ROOF ENTERTAINMENT  
218 sqm / 2,347 sqft

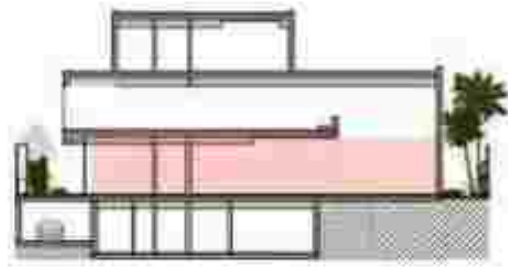




# MUSE

UPGRADES

## GROUND FLOOR



MAILS  
373 sqm / 4,014 sqft

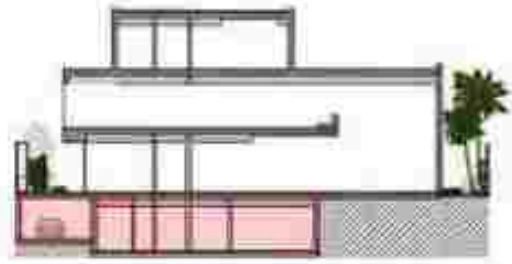




# MUSE

UPGRADES

## BASEMENT



OPTION 1 - WELL-BEING  
580 sqm / 6,245 sqft



OPTION 2 - MULTIPURPOSE  
580 sqm / 6,245 sqft



OPTION 3 - ENTERTAINMENT  
580 sqm / 6,245 sqft





































ARTIS













# ARTIS

TYPE 1 - LAGOONSIDE

## Amenities

Double Height Entry  
Double Height Spaces  
Private Home Elevator  
Underground Car Gallery

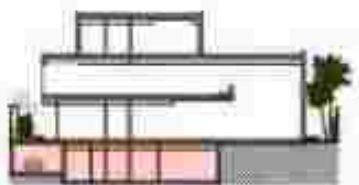
Formal Living Area  
Two Family Living Areas  
Show Kitchen  
Closed Kitchen

Butler Space  
Guest Suite  
Home Office  
His & Hers Walk in Closets

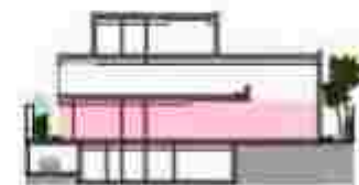
Nanny Room  
Maid's Room  
Driver's Room

Internal Area	1,005 sqm / 10,821 sqft
Balcony/Terrace	298 sqm / 3,204 sqft
Garage	369 sqm / 3,969 sqft
<b>Total Area</b>	<b>1,672 sqm / 17,994 sqft</b>

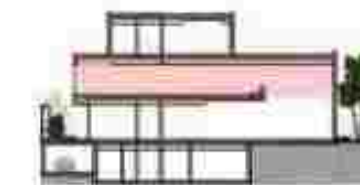
BASEMENT  
585 sqm / 6,301 sqft



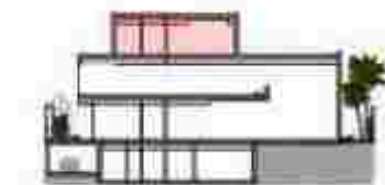
GROUND FLOOR  
350 sqm / 3,768 sqft



FIRST FLOOR  
439 sqm / 4,723 sqft



SECOND FLOOR - ROOFTOP  
297 sqm / 3,202 sqft





# ARTIS

TYPE 2 - LAGOONSIDE

## Amenities

Double Height Entry  
Double Height Spaces  
Private Home Elevator  
Underground Car Gallery

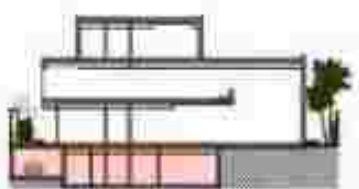
Formal Living Area  
Two Family Living Areas  
Show Kitchen  
Closed Kitchen

Butler Space  
Guest Suite  
Home Office  
His & Hers Walk in Closets

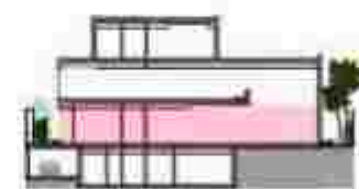
Nanny Room  
Driver's Room  
Mega Master Bedroom  
Maid's Room

Internal Area	1,005 sqm / 10,821 sqft
Balcony/Terrace	298 sqm / 3,204 sqft
Garage	369 sqm / 3,969 sqft
<b>Total Area</b>	<b>1,672 sqm / 17,994 sqft</b>

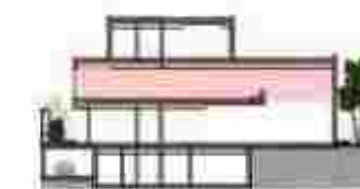
BASEMENT  
585 sqm / 6,301 sqft



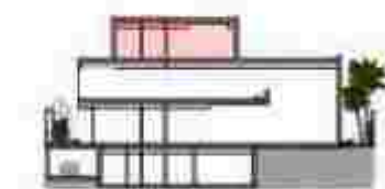
GROUND FLOOR  
350 sqm / 3,768 sqft



FIRST FLOOR  
439 sqm / 4,723 sqft



SECOND FLOOR - ROOFTOP  
297 sqm / 3,202 sqft





# ARTIS

TYPE 3 - LAGOONSIDE

## Amenities

Double Height Entry  
 Double Height Spaces  
 Private Home Elevator  
 Underground Car Gallery

Formal Living Area  
 Two Family Living Areas  
 Show Kitchen  
 Closed Kitchen

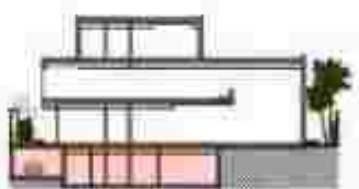
Butler Space  
 Majlis  
 Home Office  
 His & Hers Walk in Closets

Nanny Room  
 Maid's Room  
 Driver's Room

Internal Area	1,005 sqm / 10,821 sqft
Balcony/Terrace	298 sqm / 3,204 sqft
Garage	369 sqm / 3,969 sqft
<b>Total Area</b>	<b>1,672 sqm / 17,994 sqft</b>

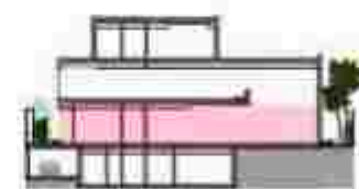
### BASEMENT

585 sqm / 6,301 sqft



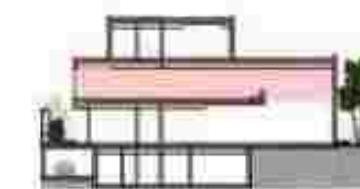
### GROUND FLOOR

350 sqm / 3,768 sqft



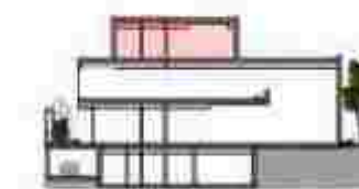
### FIRST FLOOR

439 sqm / 4,723 sqft



### SECOND FLOOR - ROOFTOP

297 sqm / 3,202 sqft





# ARTIS

TYPE 4 - LAGOONSIDE

## Amenities

Double Height Entry  
Double Height Spaces  
Private Home Elevator  
Underground Car Gallery

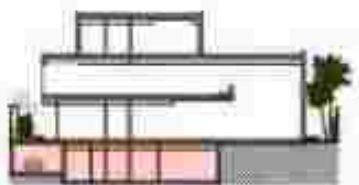
Formal Living Area  
Two Family Living Areas  
Show Kitchen  
Closed Kitchen

Butler Space  
Majlis  
Home Office  
His & Hers Walk in Closets

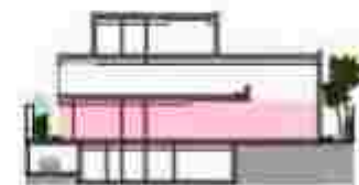
Nanny Room  
Driver's Room  
Maid's Room  
Mega Master Bedroom

Internal Area	1,005 sqm / 10,821 sqft
Balcony/Terrace	298 sqm / 3,204 sqft
Garage	369 sqm / 3,969 sqft
<b>Total Area</b>	<b>1,672 sqm / 17,994 sqft</b>

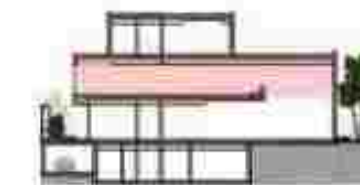
BASEMENT  
585 sqm / 6,301 sqft



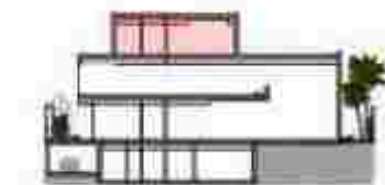
GROUND FLOOR  
350 sqm / 3,768 sqft



FIRST FLOOR  
439 sqm / 4,723 sqft



SECOND FLOOR - ROOFTOP  
297 sqm / 3,202 sqft

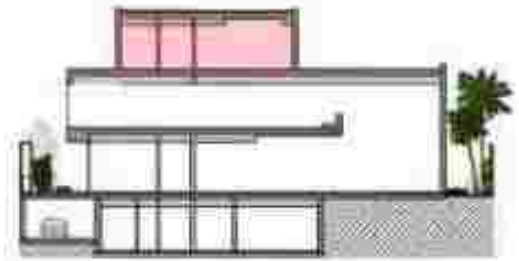




# ARTIS

UPGRADES TYPE 3 & 4

## ROOF



OPTION 1 - WELL-BEING  
297 sqm / 3,202 sqft



OPTION 2 - SKY SUITE  
297 sqm / 3,202 sqft



OPTION 3 - ENTERTAINMENT  
297 sqm / 3,202 sqft

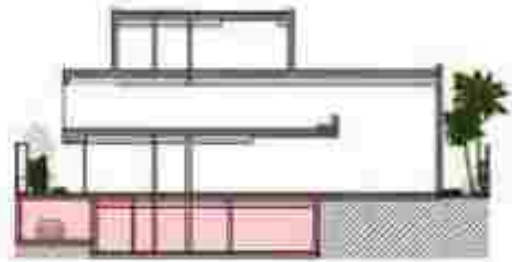




# ARTIS

UPGRADES TYPE 3 & 4

## BASEMENT



OPTION 1 - WELL-BEING  
585 sqm / 6,301 sqft



OPTION 2 - ENTERTAINMENT  
585 sqm / 6,301 sqft


























































# LEIA

TYPE 1

## Amenities

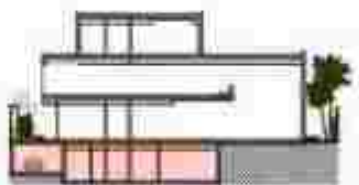
Private Home Elevator  
Underground Parking  
Guest Suite  
His & Hers walk-in closets

Staff rooms  
Safe Room  
Family Room  
Fitted Laundry room

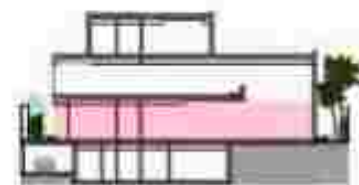
Security Entrance gate

Internal Area	1,192 sqm / 12,834 sqft
Balcony/Terrace	133 sqm / 1,430 sqft
Garage	256 sqm / 2,758 sqft
<b>Total Area</b>	<b>1,581 sqm / 17,022 sqft</b>

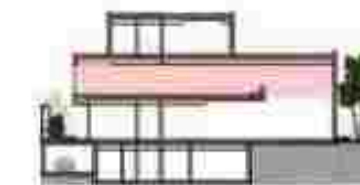
**BASEMENT**  
643 sqm / 6,923 sqft



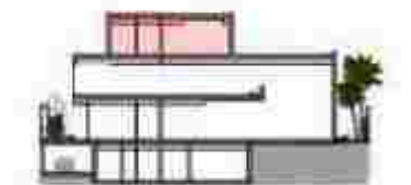
**GROUND FLOOR**  
388 sqm / 4,179 sqft



**FIRST FLOOR**  
388 sqm / 4,172 sqft



**ROOFTOP**  
162 sqm / 1,749 sqft





# LEIA

TYPE 2

## Amenities

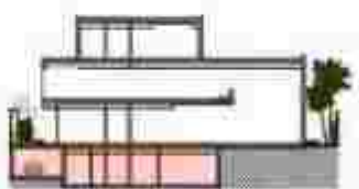
Private Home Elevator  
Underground Parking  
Majlis  
His & Hers walk-in closets

Staff Rooms  
Safe Room  
Family Room  
Fitted Laundry Room

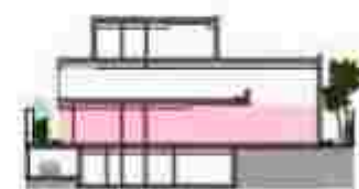
Security Entrance gate

Internal Area	1,192 sqm / 12,834 sqft
Balcony/Terrace	133 sqm / 1,430 sqft
Garage	256 sqm / 2,758 sqft
<b>Total Area</b>	<b>1,581 sqm / 17,022 sqft</b>

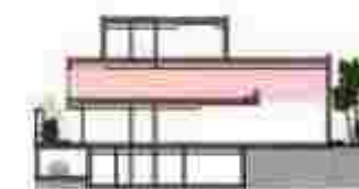
**BASEMENT**  
643 sqm / 6,923 sqft



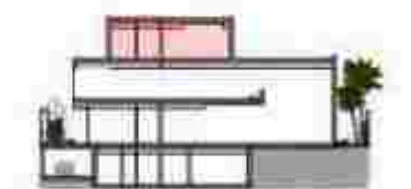
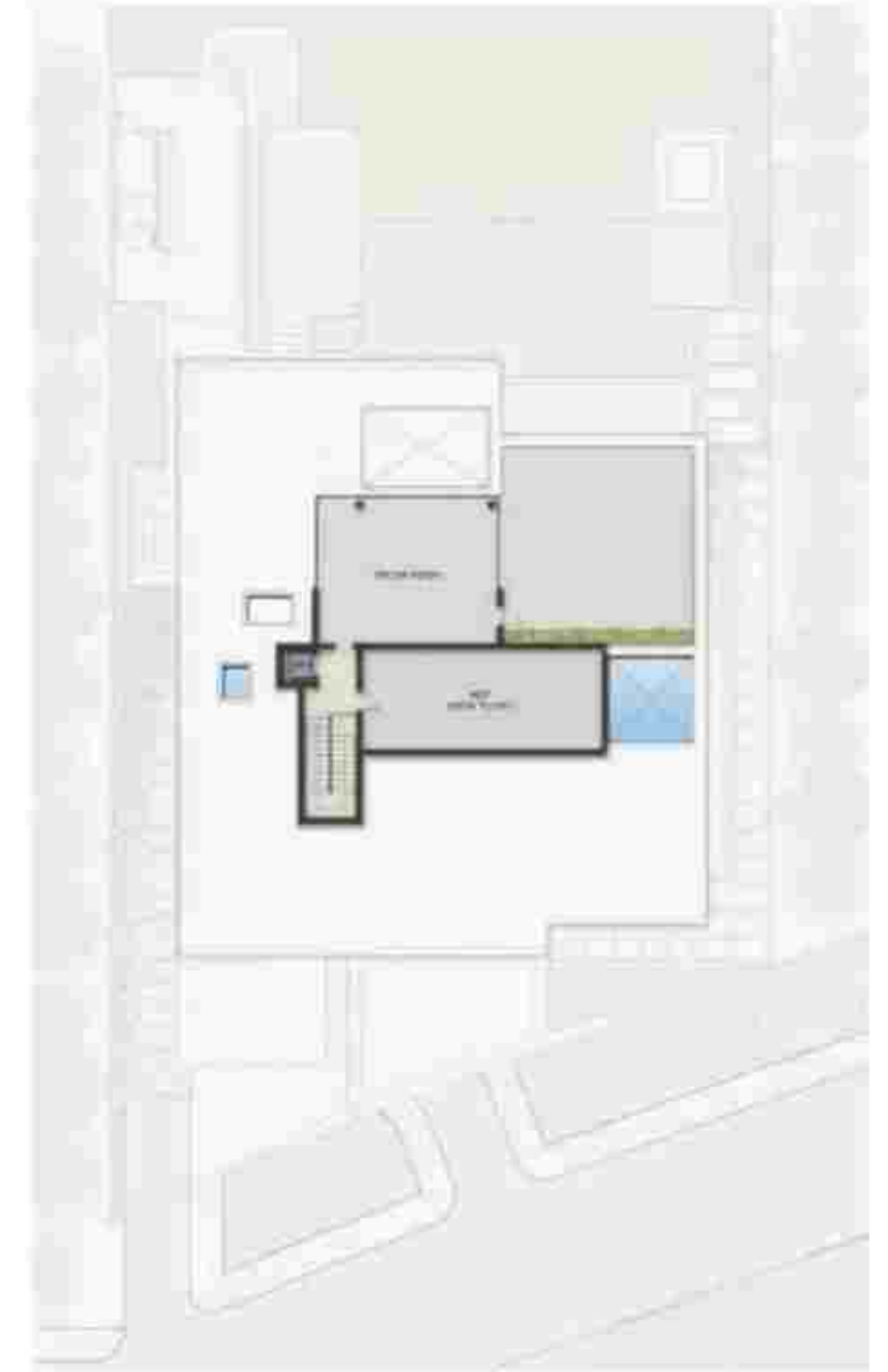
**GROUND FLOOR**  
388 sqm / 4,179 sqft



**FIRST FLOOR**  
388 sqm / 4,172 sqft

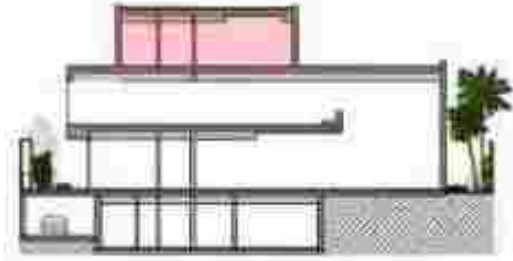


**ROOFTOP**  
162 sqm / 1,749 sqft





## ROOF



OPTION 1 - ENTERTAINMENT  
162 sqm / 1,749 sqft

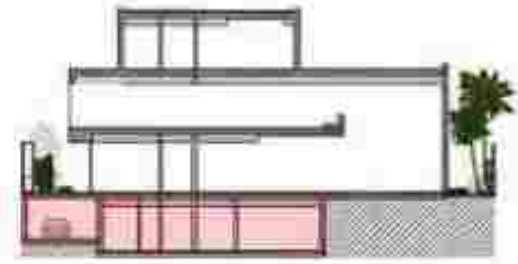


OPTION 2 - WELL BEING  
162 sqm / 1,749 sqft





# BASEMENT



OPTION 1 - ENTERTAINMENT  
643 sqm / 6,923 sqft



OPTION 2 - WELL BEING  
643 sqm / 6,923 sqft

























# ELYSIAN MANSIONS