

RIXOS

DUBAI ISLANDS
HOTEL & RESIDENCES

NAKHEEL

FLOOR PLANS | APARTMENT RESIDENCES

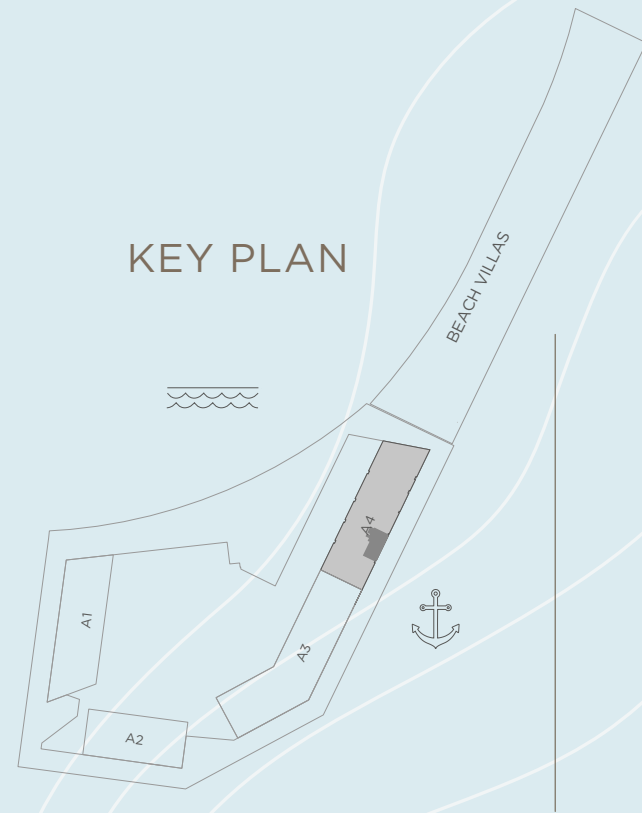
A4

2 BEDROOM

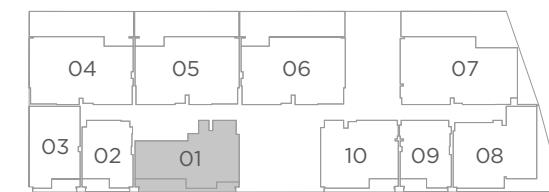
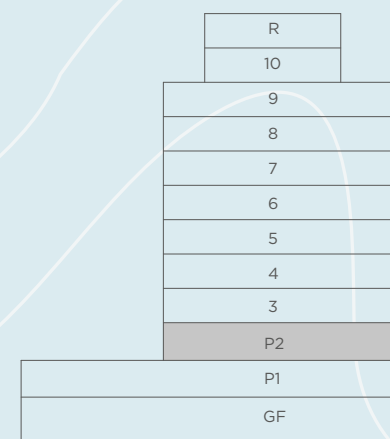
P2 UNIT 01

SUITE AREA	1437	SQ.FT	133.46	SQ.M.
BALCONY AREA	262	SQ.FT	24.37	SQ.M.
TOTAL AREA	1699	SQ.FT	157.83	SQ.M.

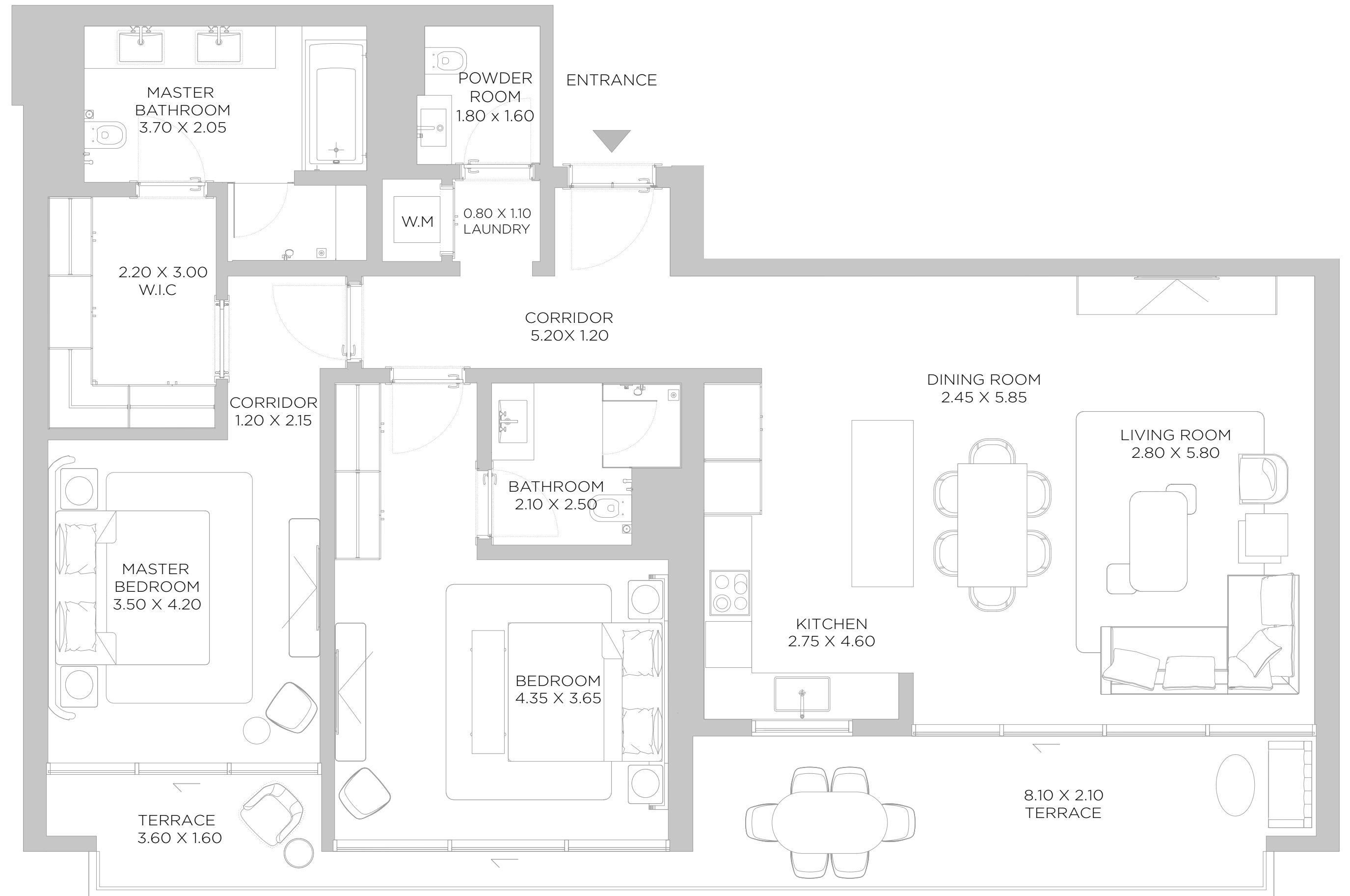
KEY PLAN



ELEVATION



SECOND FLOOR PLAN



DISCLAIMER: All measurements, dimensions, coordinates and drawings, given as the Floor Plans in the literature are approximate and provided only for the purpose of marketing, illustration, information and general guidance as such drawings are not to scale. All the rooms, sizes, locations, orientations, dimensions, fixtures, fittings, finishes and specifications (including materials for, placement, size of rooms, windows, doors, balcony, furniture's inbuilt wardrobe etc.) provided in the floor plans may vary as the same have been taken from concept designs prior the actual development/construction and therefore their accuracy in relation to actual construction cannot be confirmed. Hence, we make no guarantee, warranty or representation as to the accuracy and completeness of the floor plan information as changes may be made during the development process, without notice. Always refer to latest IFC design available in the sales office for the most accurate representation of all construction details.

A4

1 BEDROOM

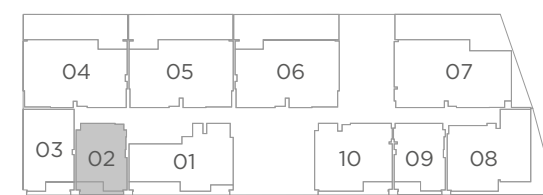
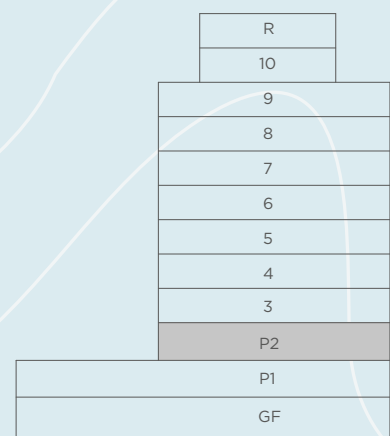
P2 UNIT 02

SUITE AREA	890 SQ.FT	82.72 SQ.M.
BALCONY AREA	110 SQ.FT	10.18 SQ.M.
TOTAL AREA	1000 SQ.FT	92.90 SQ.M.

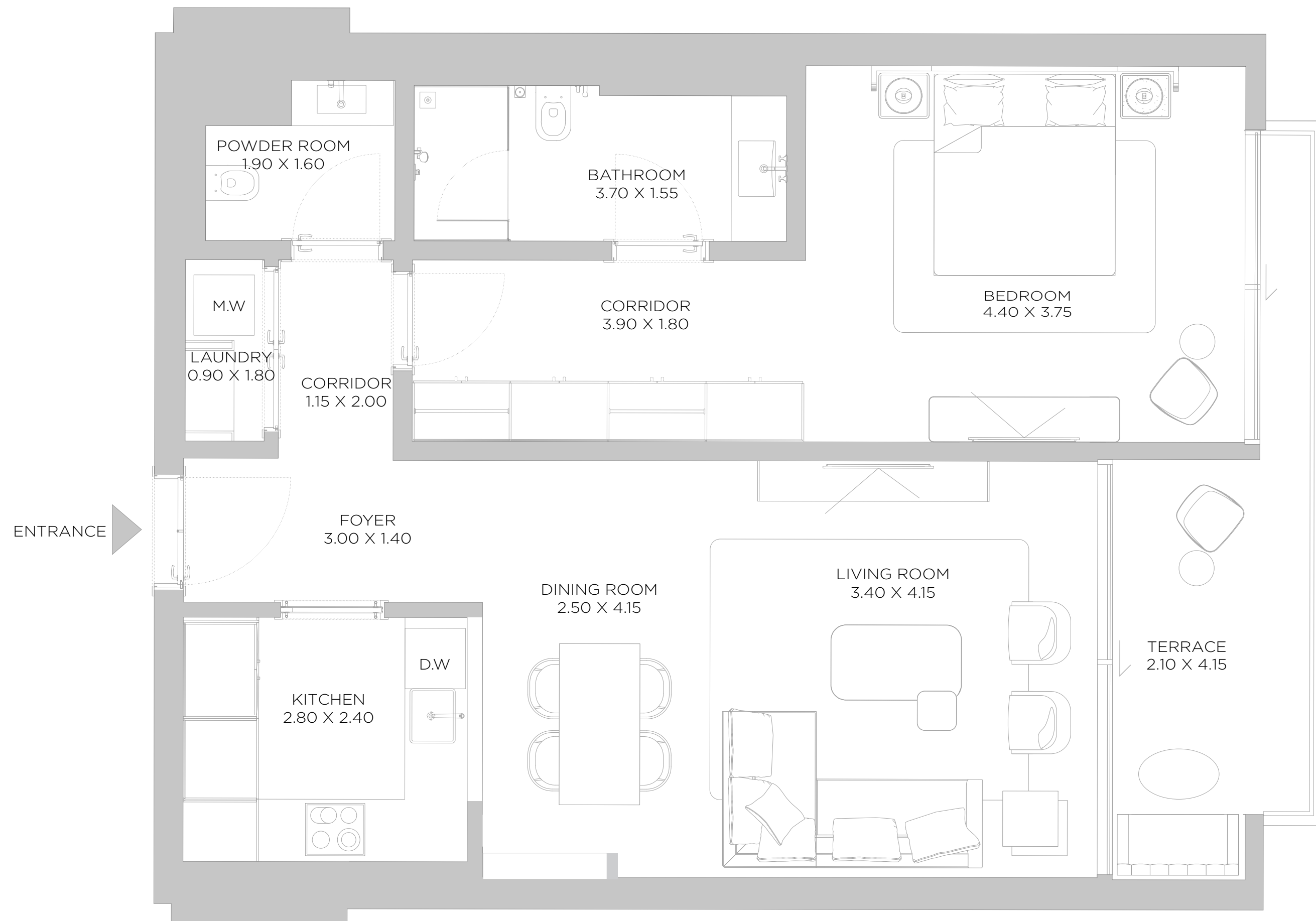
KEY PLAN



ELEVATION



SECOND FLOOR PLAN



A4

1 BEDROOM

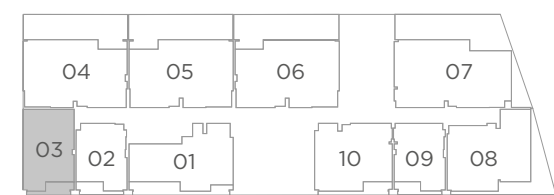
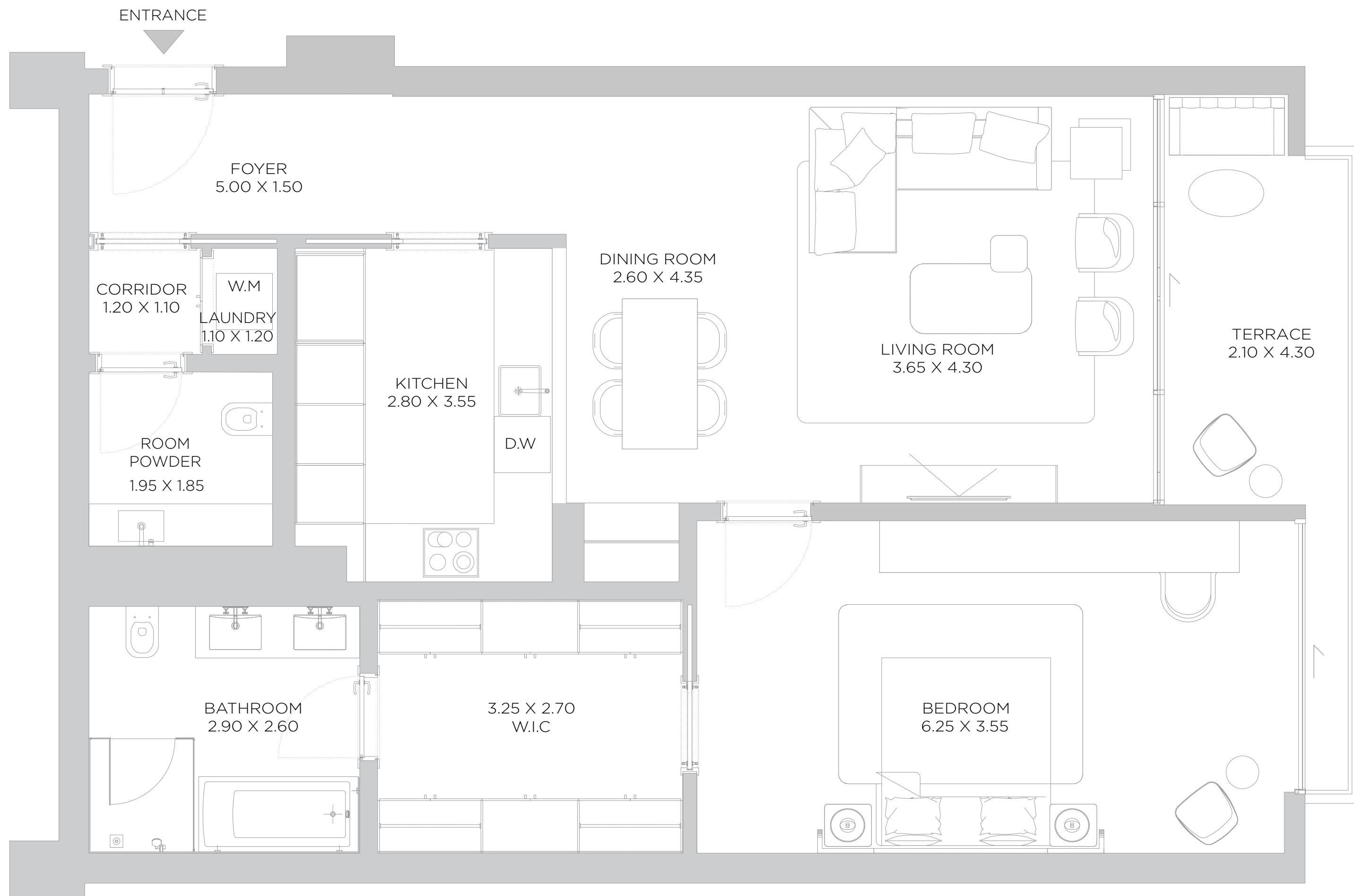
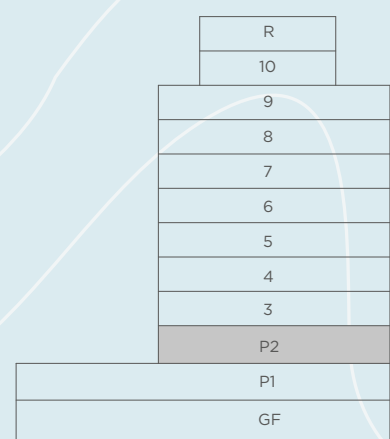
P2 UNIT 03

SUITE AREA	1098 SQ.FT	101.99 SQ.M.
BALCONY AREA	111 SQ.FT	10.36 SQ.M.
TOTAL AREA	1209 SQ.FT	112.35 SQ.M.

KEY PLAN



ELEVATION



SECOND FLOOR PLAN

DISCLAIMER: All measurements, dimensions, coordinates and drawings, given as the Floor Plans in the literature are approximate and provided only for the purpose of marketing, illustration, information and general guidance as such drawings are not to scale. All the rooms, sizes, locations, orientations, dimensions, fixtures, fittings, finishes and specifications (including materials for, placement, size of rooms, windows, doors, balcony, furniture's inbuilt wardrobe etc.) provided in the floor plans may vary as the same have been taken from concept designs prior the actual development/construction and therefore their accuracy in relation to actual construction cannot be confirmed. Hence, we make no guarantee, warranty or representation as to the accuracy and completeness of the floor plan information as changes may be made during the development process, without notice. Always refer to latest IFC design available in the sales office for the most accurate representation of all construction details.

A4

3 BEDROOM

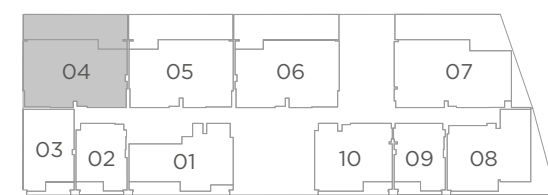
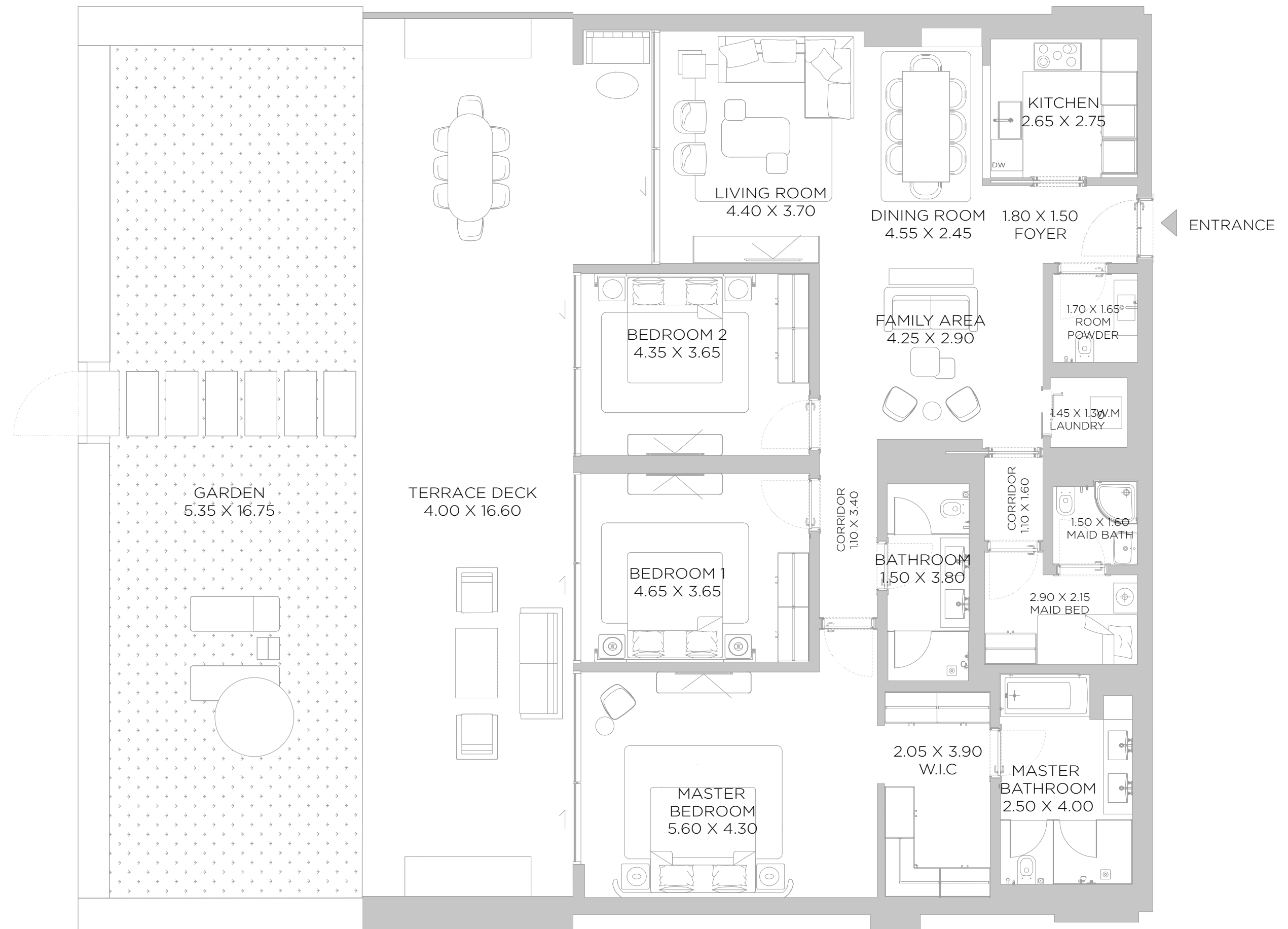
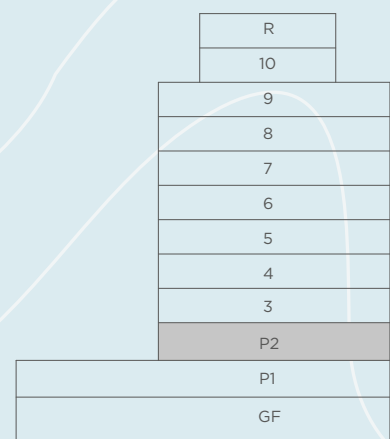
P2 UNIT 04
 OPTION 1

SUITE AREA	1856 SQ.FT	172.42 SQ.M.
BALCONY AREA	1783 SQ.FT	165.62SQ.M.
TOTAL AREA	3639 SQ.FT	338.04SQ.M.

KEY PLAN



ELEVATION



SECOND FLOOR PLAN

DISCLAIMER: All measurements, dimensions, coordinates and drawings, given as the Floor Plans in the literature are approximate and provided only for the purpose of marketing, illustration, information and general guidance as such drawings are not to scale. All the rooms, sizes, locations, orientations, dimensions, fixtures, fittings, finishes and specifications (including materials for, placement, size of rooms, windows, doors, balcony, furniture's inbuilt wardrobe etc.) provided in the floor plans may vary as the same have been taken from concept designs prior the actual development/construction and therefore their accuracy in relation to actual construction cannot be confirmed. Hence, we make no guarantee, warranty or representation as to the accuracy and completeness of the floor plan information as changes may be made during the development process, without notice. Always refer to latest IFC design available in the sales office for the most accurate representation of all construction details.

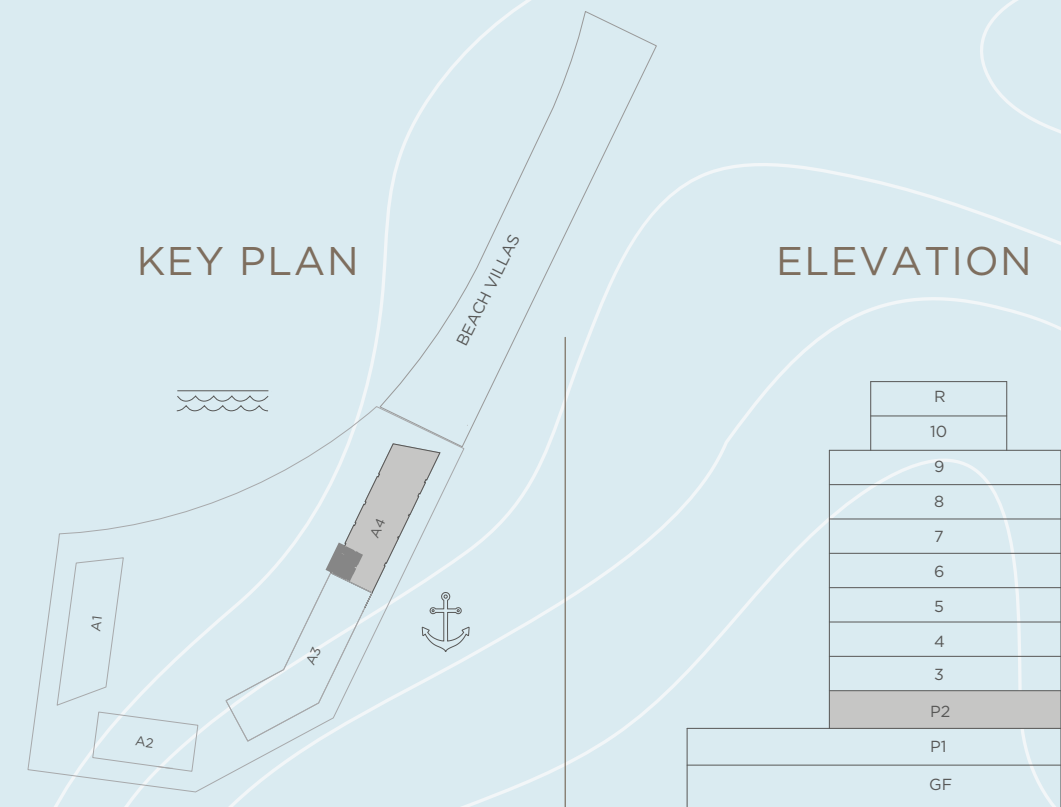
A4

3 BEDROOM

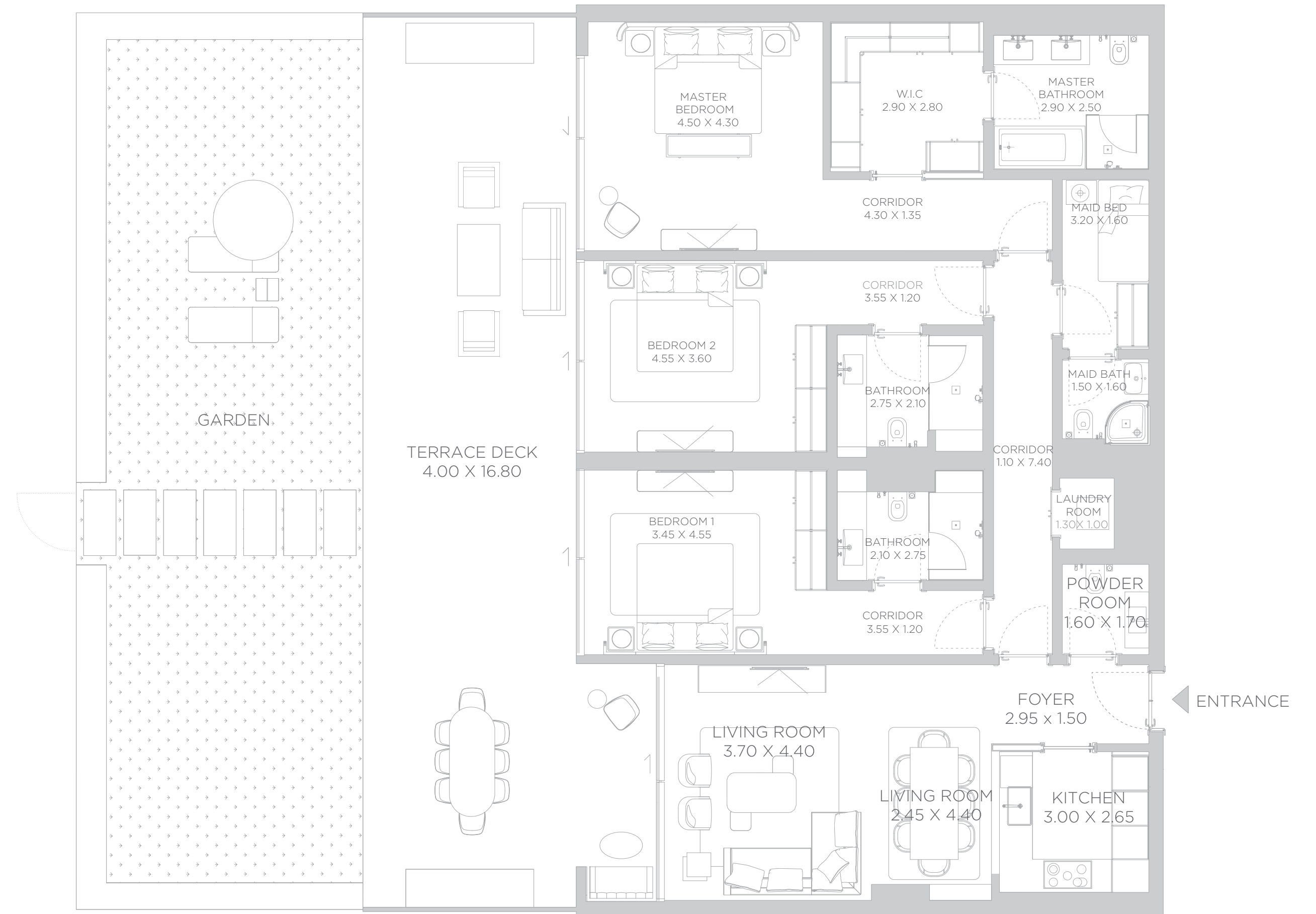
P2 UNIT 04

OPTION 2

SUITE AREA	1856 SQ.FT	172.42 SQ.M.
BALCONY AREA	1783 SQ.FT	165.62SQ.M.
TOTAL AREA	3639 SQ.FT	338.04SQ.M.



SECOND FLOOR PLAN



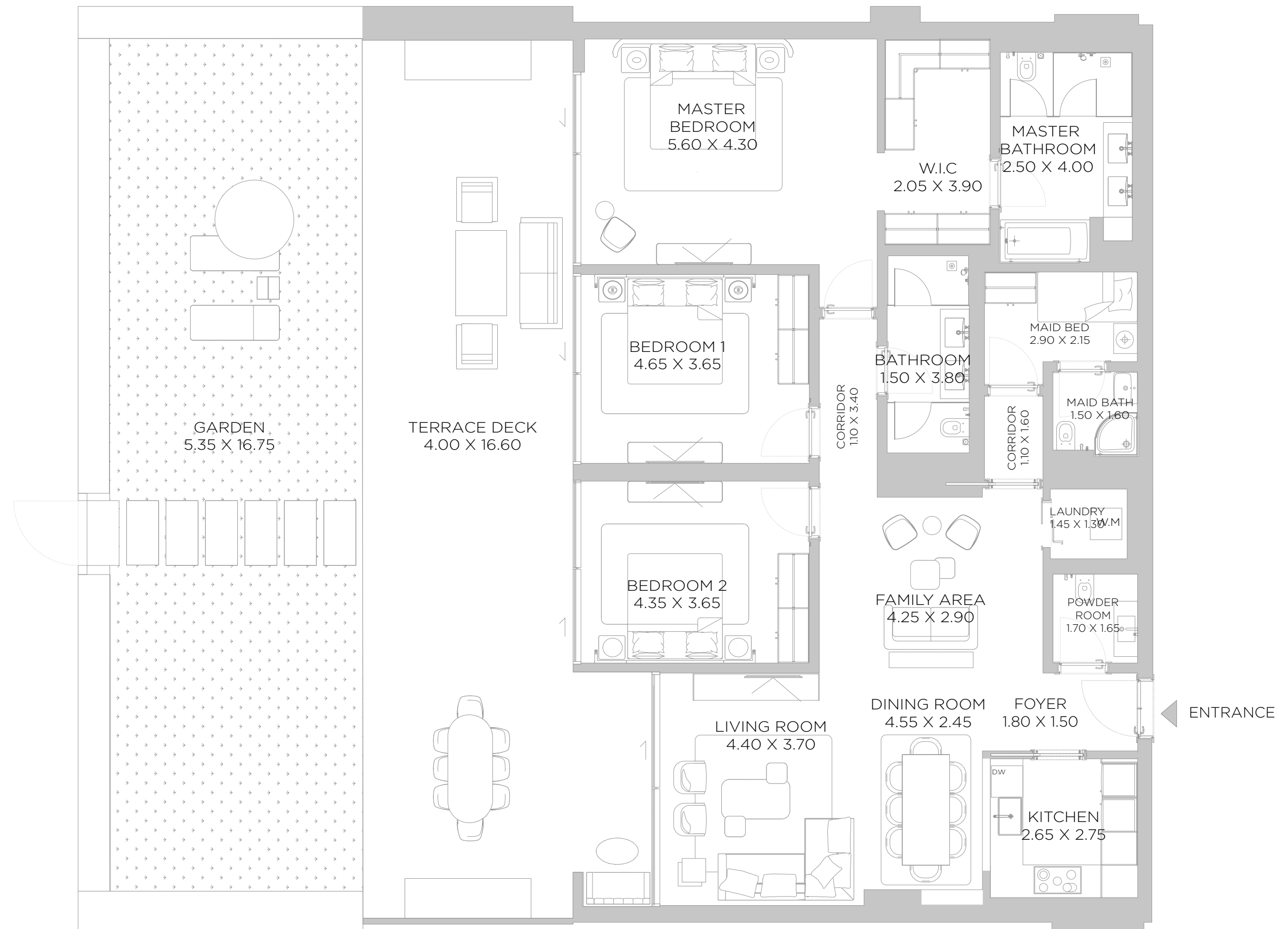
DISCLAIMER: All measurements, dimensions, coordinates and drawings, given as the Floor Plans in the literature are approximate and provided only for the purpose of marketing, illustration, information and general guidance as such drawings are not to scale. All the rooms, sizes, locations, orientations, dimensions, fixtures, fittings, finishes and specifications (including materials for, placement, size of rooms, windows, doors, balcony, furniture's inbuilt wardrobe etc.) provided in the floor plans may vary as the same have been taken from concept designs prior the actual development/construction and therefore their accuracy in relation to actual construction cannot be confirmed. Hence, we make no guarantee, warranty or representation as to the accuracy and completeness of the floor plan information as changes may be made during the development process, without notice. Always refer to latest IFC design available in the sales office for the most accurate representation of all construction details.

A4

3 BEDROOM

P2 UNIT 05
 OPTION 01

SUITE AREA	1850 SQ.FT	171.84 SQ.M.
BALCONY AREA	1782 SQ.FT	165.60 SQ.M.
TOTAL AREA	3632 SQ.FT	337.44SQ.M.

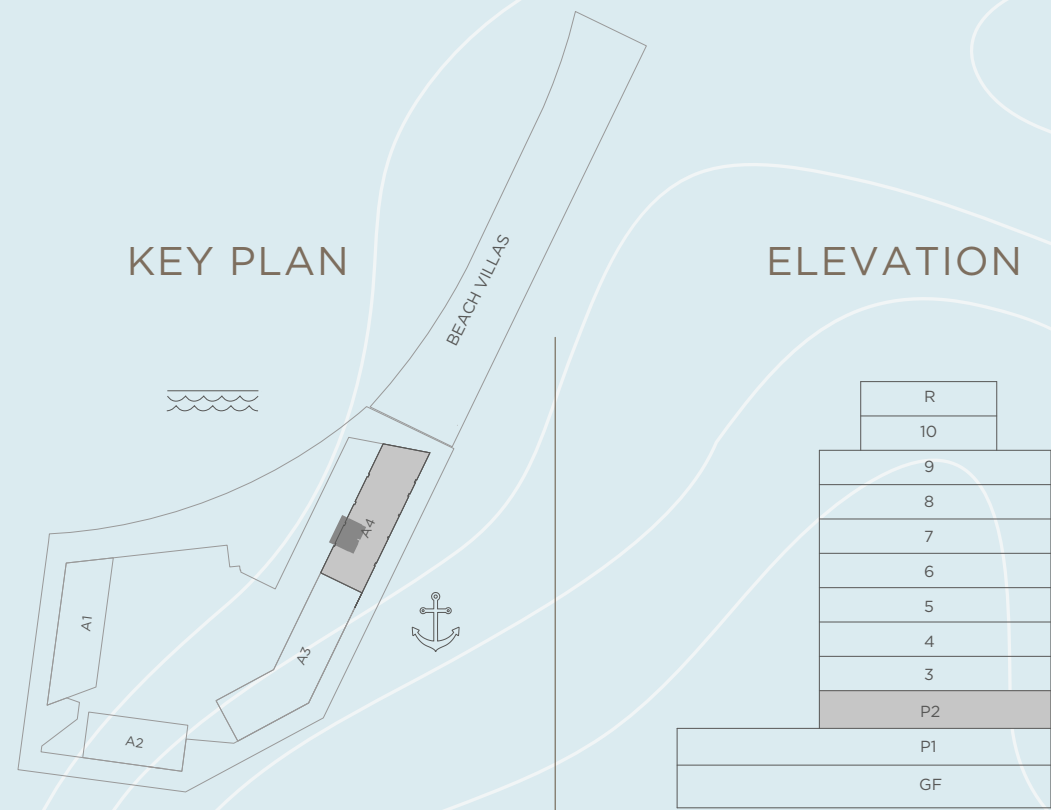


SECOND FLOOR PLAN

DISCLAIMER: All measurements, dimensions, coordinates and drawings, given as the Floor Plans in the literature are approximate and provided only for the purpose of marketing, illustration, information and general guidance as such drawings are not to scale. All the rooms, sizes, locations, orientations, dimensions, fixtures, fittings, finishes and specifications (including materials for, placement, size of rooms, windows, doors, balcony, furniture's inbuilt wardrobe etc.) provided in the floor plans may vary as the same have been taken from concept designs prior the actual development/construction and therefore their accuracy in relation to actual construction cannot be confirmed. Hence, we make no guarantee, warranty or representation as to the accuracy and completeness of the floor plan information as changes may be made during the development process, without notice. Always refer to latest IFC design available in the sales office for the most accurate representation of all construction details.

KEY PLAN

ELEVATION

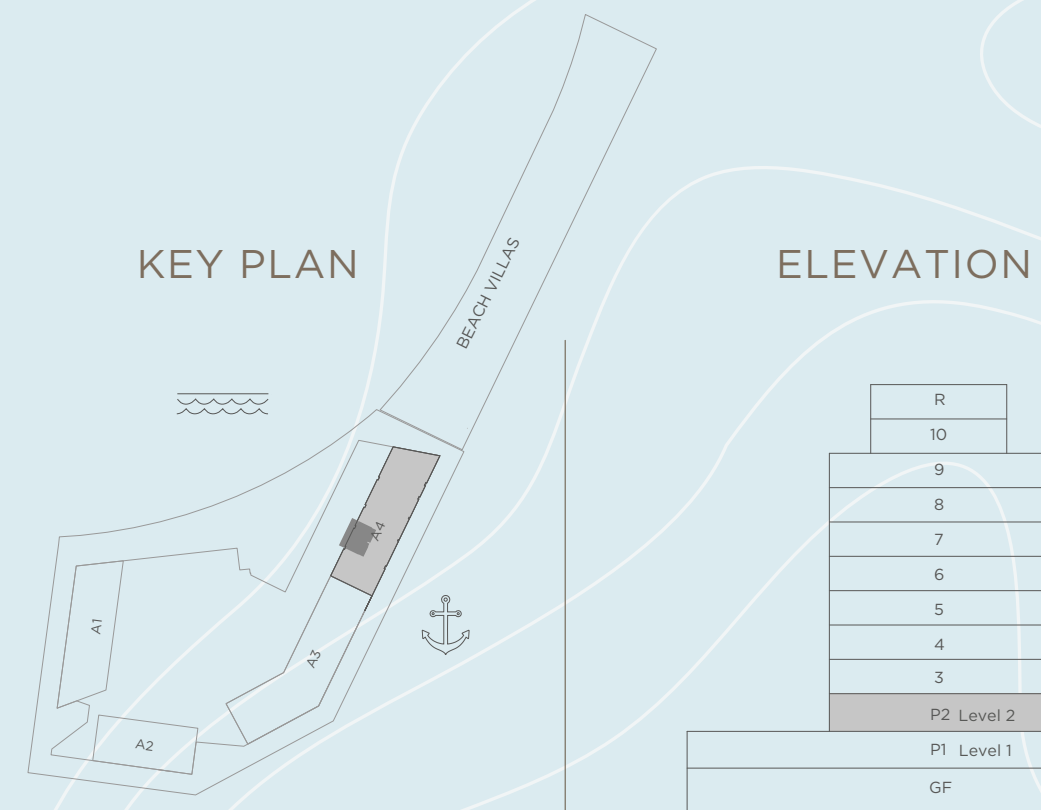


A4

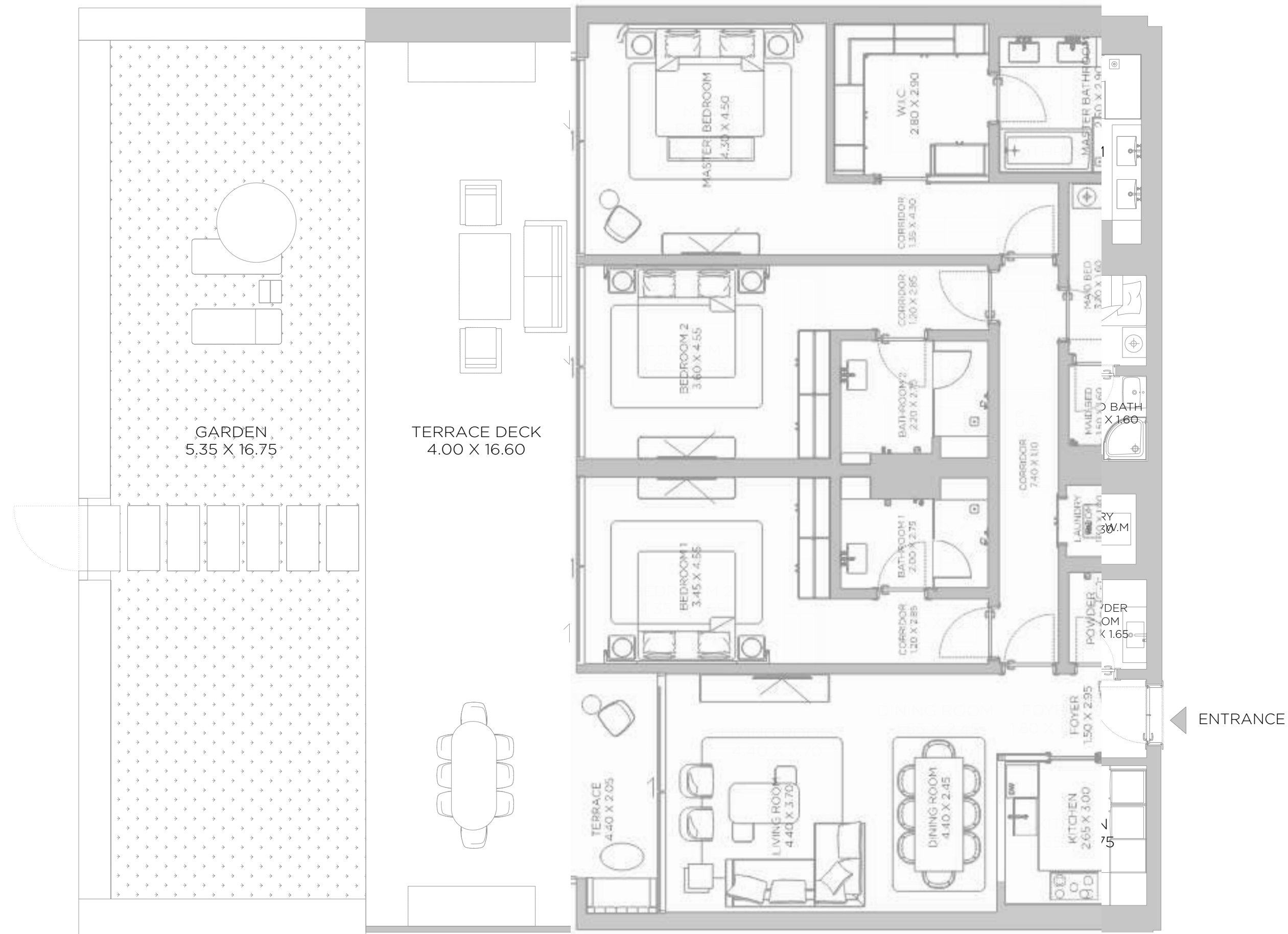
3 BEDROOM

P2 UNIT 05
 OPTION 02

SUITE AREA	1850 SQ.FT	171.84 SQ.M.
BALCONY AREA	1782 SQ.FT	165.60 SQ.M.
TOTAL AREA	3632 SQ.FT	337.44SQ.M.



BAY RESIDENCES DUBAI ISLANDS



SECOND FLOOR PLAN

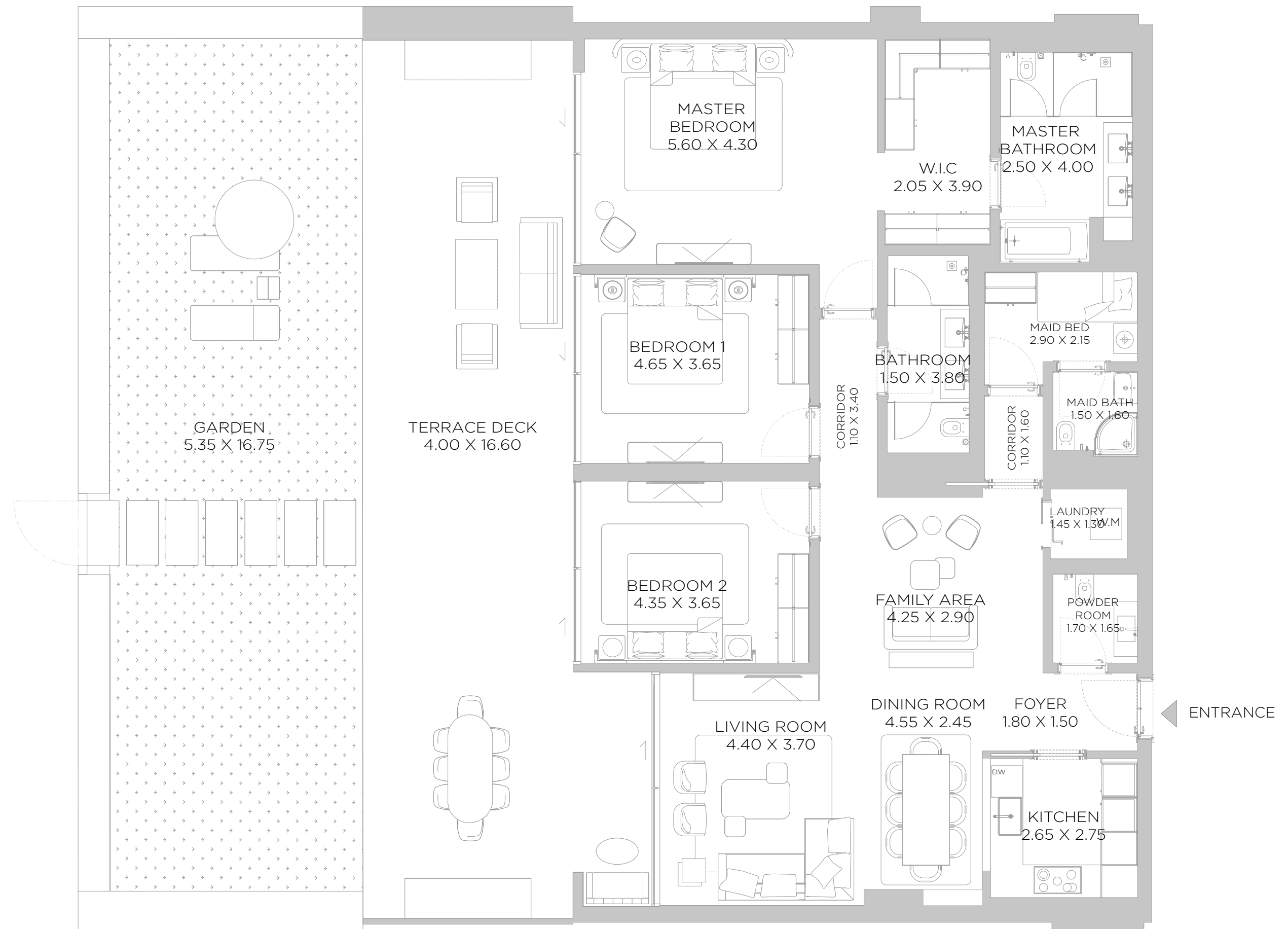
DISCLAIMER: All measurements, dimensions, coordinates and drawings, given as the Floor Plans in the literature are approximate and provided only for the purpose of marketing, illustration, information and general guidance as such drawings are not to scale. All the rooms, sizes, locations, orientations, dimensions, fixtures, fittings, finishes and specifications (including materials for, placement, size of rooms, windows, doors, balcony, furniture's inbuilt wardrobe etc.) provided in the floor plans may vary as the same have been taken from concept designs prior the actual development/construction and therefore their accuracy in relation to actual construction cannot be confirmed. Hence, we make no guarantee, warranty or representation as to the accuracy and completeness of the floor plan information as changes may be made during the development process, without notice. Always refer to latest IFC design available in the sales office for the most accurate representation of all construction details.

A4

3 BEDROOM

P2 UNIT 06
 OPTION 01

SUITE AREA	1848 SQ.FT	171.73 SQ.M.
BALCONY AREA	1781 SQ.FT	165.50SQ.M.
TOTAL AREA	3630 SQ.FT	337.23 SQ.M.

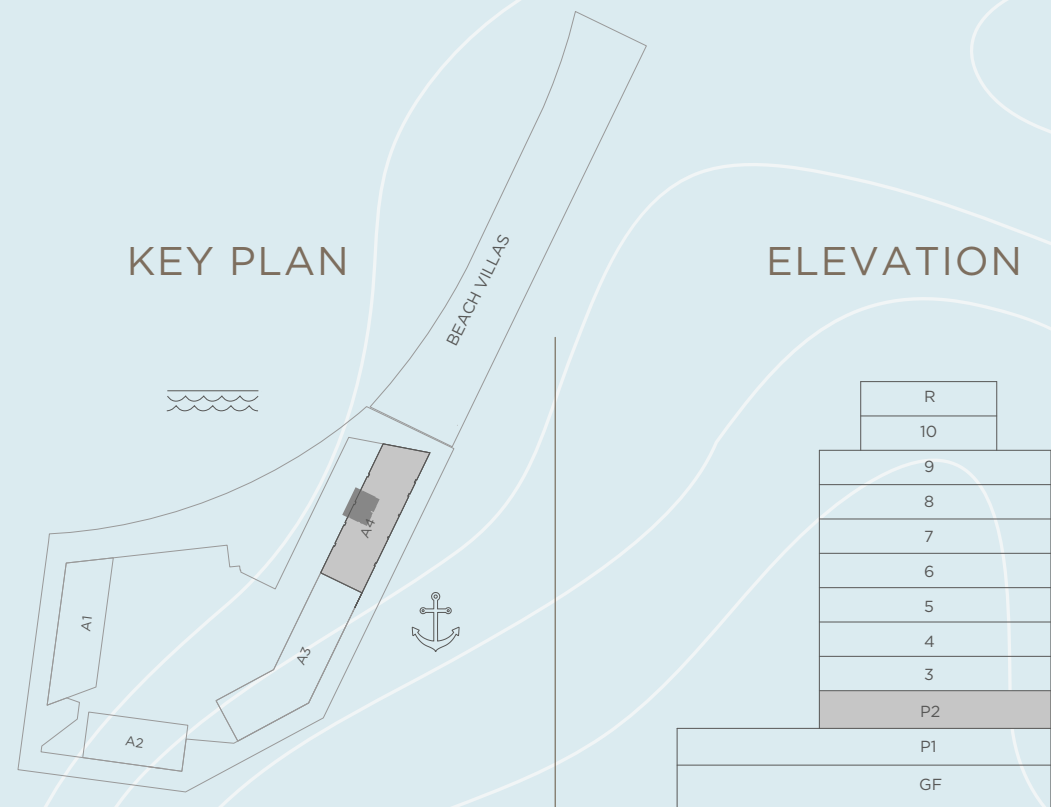


SECOND FLOOR PLAN

DISCLAIMER: All measurements, dimensions, coordinates and drawings, given as the Floor Plans in the literature are approximate and provided only for the purpose of marketing, illustration, information and general guidance as such drawings are not to scale. All the rooms, sizes, locations, orientations, dimensions, fixtures, fittings, finishes and specifications (including materials for, placement, size of rooms, windows, doors, balcony, furniture's inbuilt wardrobe etc.) provided in the floor plans may vary as the same have been taken from concept designs prior to the actual development/construction and therefore their accuracy in relation to actual construction cannot be confirmed. Hence, we make no guarantee, warranty or representation as to the accuracy and completeness of the floor plan information as changes may be made during the development process, without notice. Always refer to latest IFC design available in the sales office for the most accurate representation of all construction details.

KEY PLAN

ELEVATION

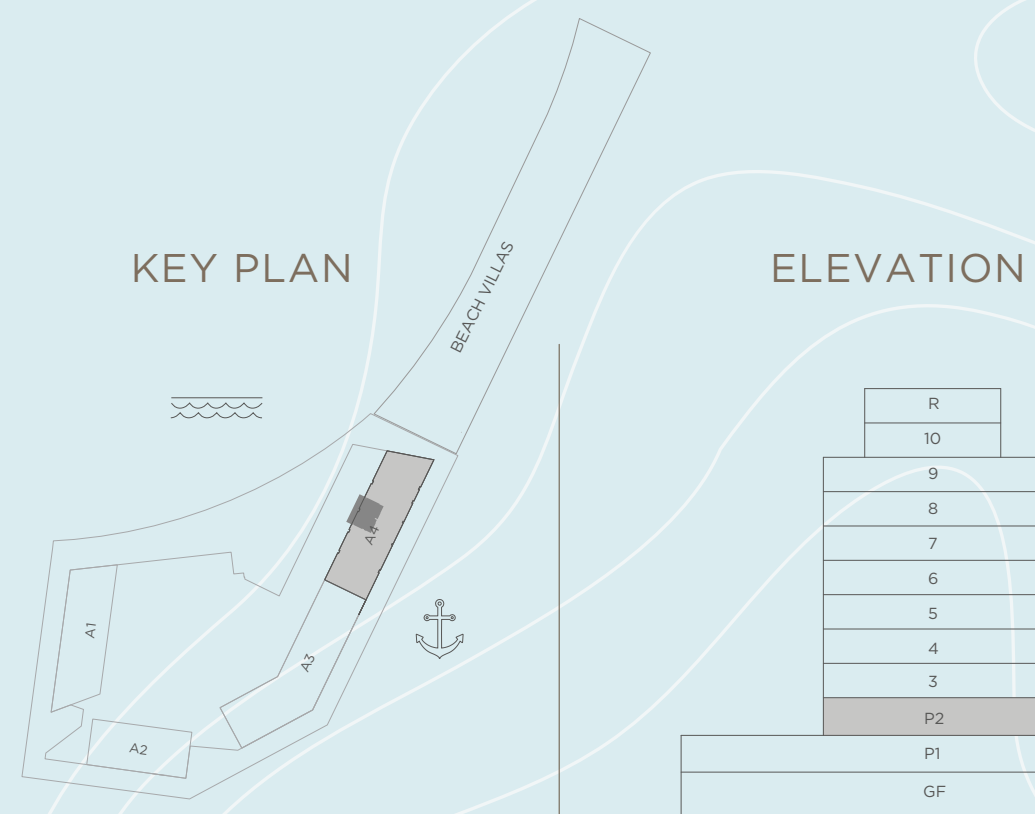


A4

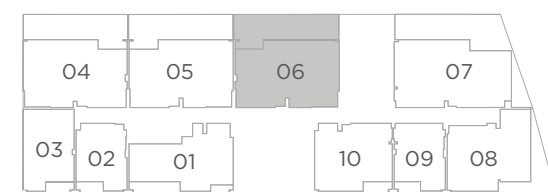
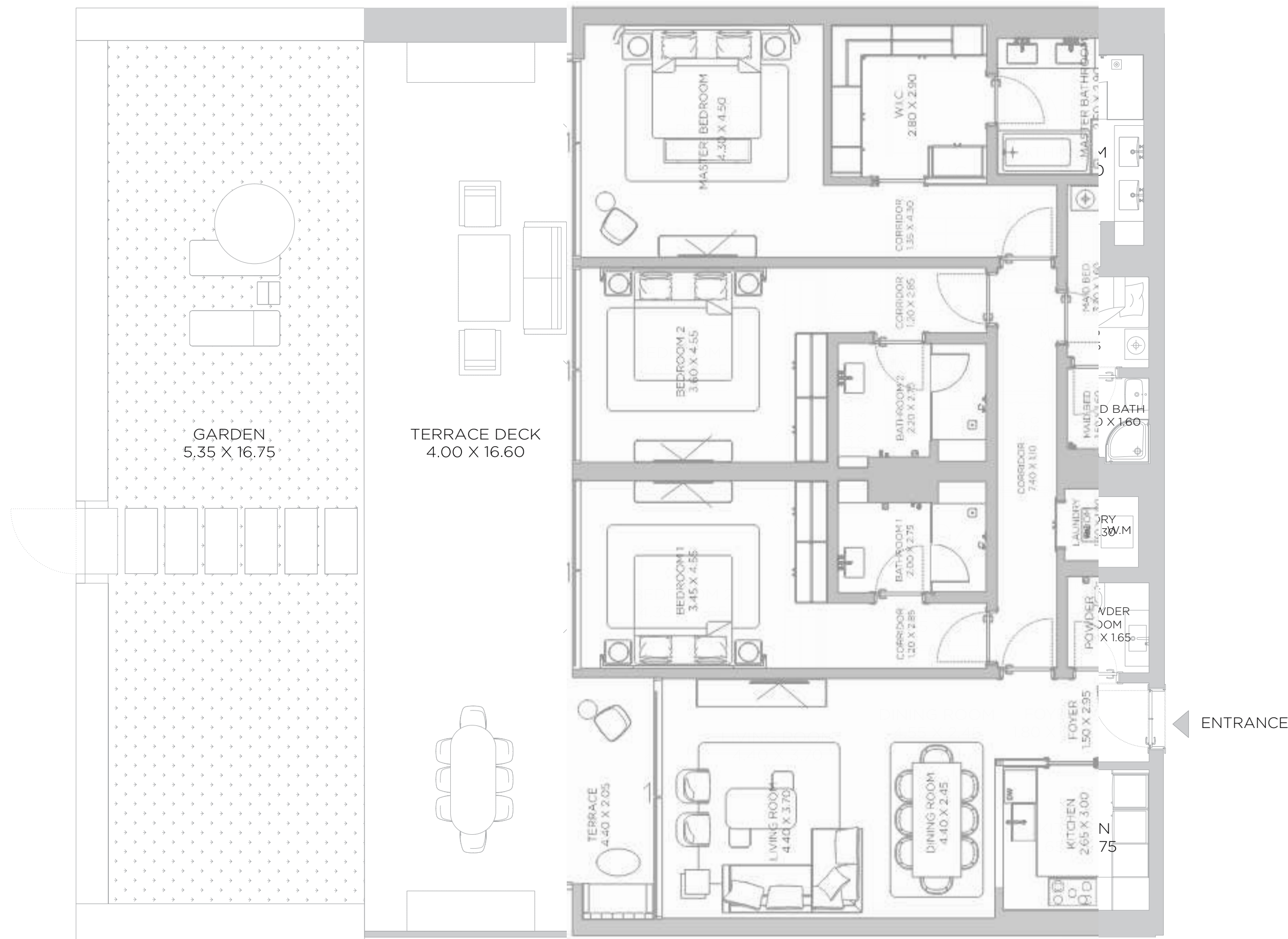
3 BEDROOM

P2 UNIT 06
 OPTION 02

SUITE AREA	1848 SQ.FT	171.73 SQ.M.
BALCONY AREA	1781 SQ.FT	165.50SQ.M.
TOTAL AREA	3630 SQ.FT	337.23 SQ.M.



BAY RESIDENCES DUBAI ISLANDS



SECOND FLOOR PLAN

DISCLAIMER: All measurements, dimensions, coordinates and drawings, given as the Floor Plans in the literature are approximate and provided only for the purpose of marketing, illustration, information and general guidance as such drawings are not to scale. All the rooms, sizes, locations, orientations, dimensions, fixtures, fittings, finishes and specifications (including materials for, placement, size of rooms, windows, doors, balcony, furniture's inbuilt wardrobe etc.) provided in the floor plans may vary as the same have been taken from concept designs prior the actual development/construction and therefore their accuracy in relation to actual construction cannot be confirmed. Hence, we make no guarantee, warranty or representation as to the accuracy and completeness of the floor plan information as changes may be made during the development process, without notice. Always refer to latest IFC design available in the sales office for the most accurate representation of all construction details.

A4

3 BEDROOM

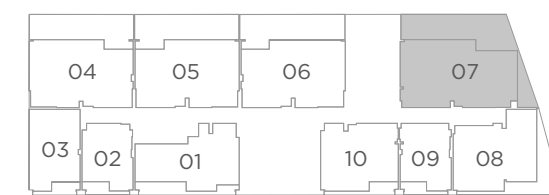
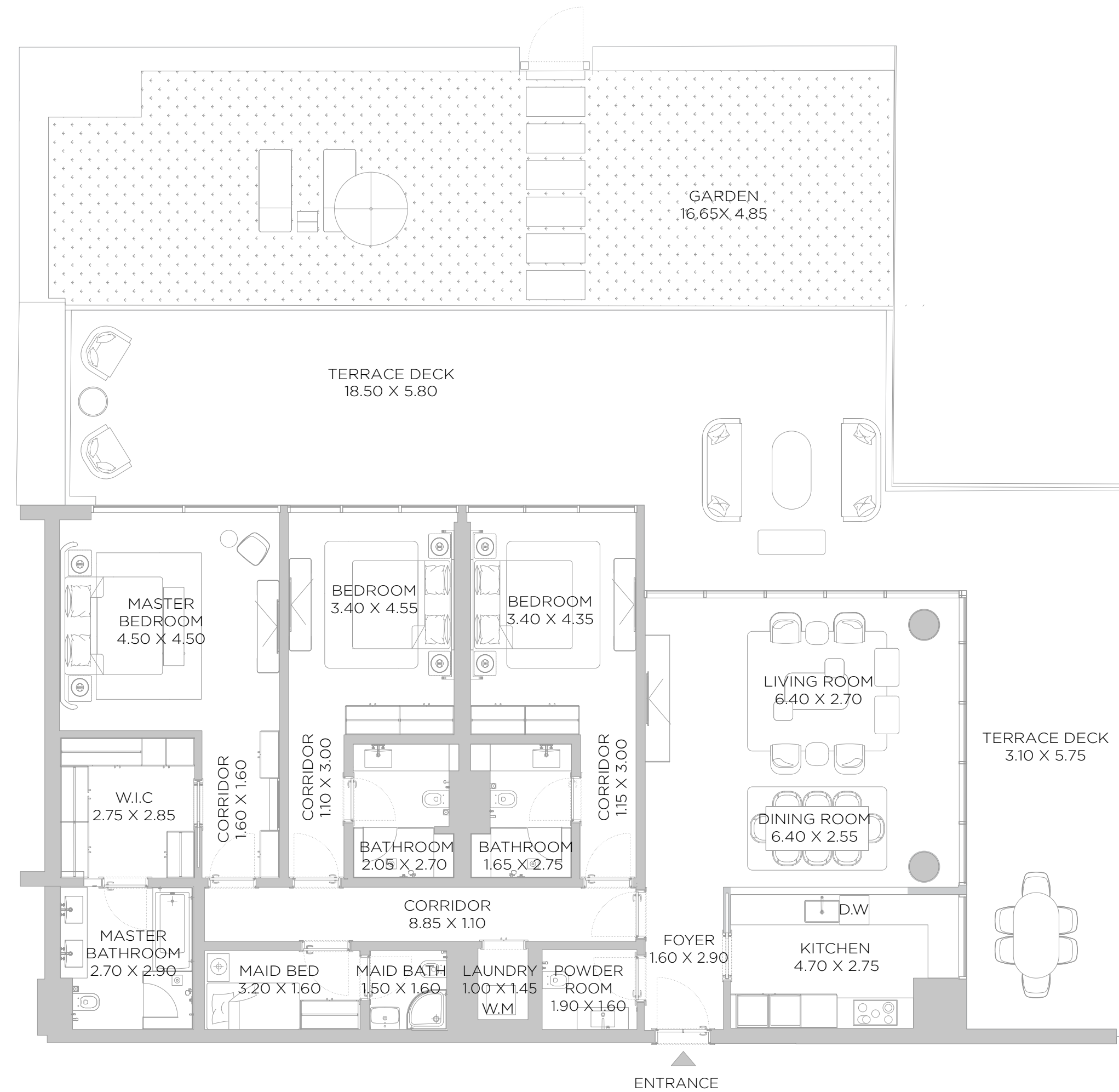
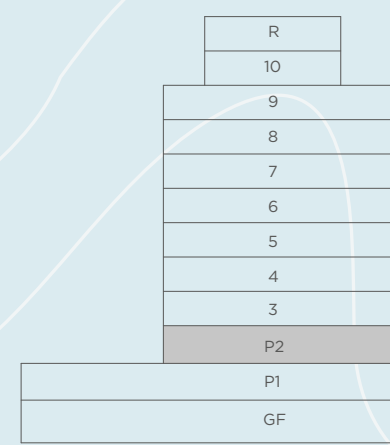
P2 UNIT 07

SUITE AREA	2024 SQ.FT	188.02 SQ.M.
BALCONY AREA	2333 SQ.FT	216.73 SQ.M.
TOTAL AREA	4357 SQ.FT	404.75 SQ.M.

KEY PLAN



ELEVATION



SECOND FLOOR PLAN

DISCLAIMER: All measurements, dimensions, coordinates and drawings, given as the Floor Plans in the literature are approximate and provided only for the purpose of marketing, illustration, information and general guidance as such drawings are not to scale. All the rooms, sizes, locations, orientations, dimensions, fixtures, fittings, finishes and specifications (including materials for, placement, size of rooms, windows, doors, balcony, furniture's inbuilt wardrobe etc.) provided in the floor plans may vary as the same have been taken from concept designs prior the actual development/construction and therefore their accuracy in relation to actual construction cannot be confirmed. Hence, we make no guarantee, warranty or representation as to the accuracy and completeness of the floor plan information as changes may be made during the development process, without notice. Always refer to latest IFC design available in the sales office for the most accurate representation of all construction details.

A4

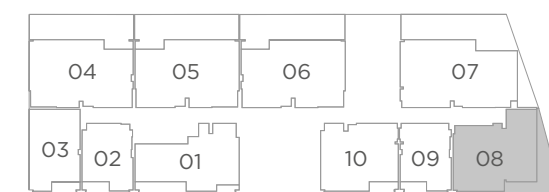
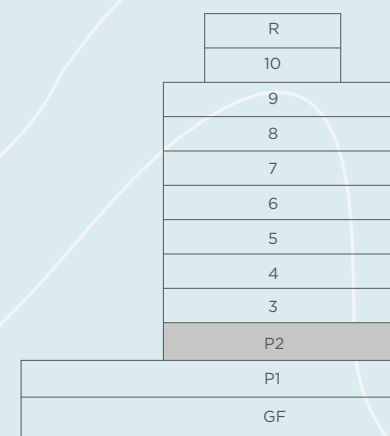
2 BEDROOM P2 UNIT 08

SUITE AREA	1565 SQ.FT	145.38 SQ.M.
BALCONY AREA	608 SQ.FT	56.53 SQ.M.
TOTAL AREA	2173 SQ.FT	201.91 SQ.M.

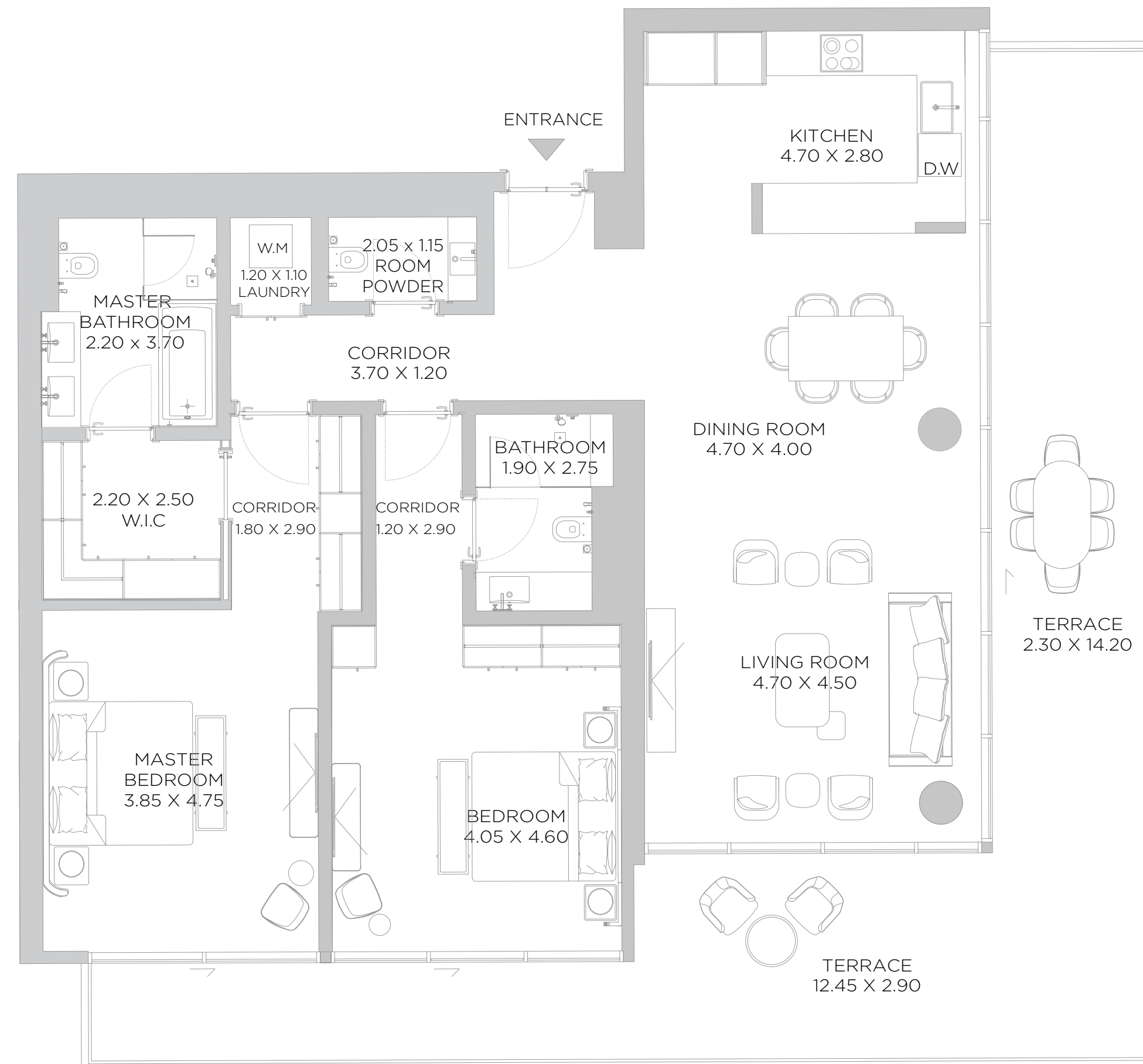
KEY PLAN



ELEVATION



SECOND FLOOR PLAN



DISCLAIMER: All measurements, dimensions, coordinates and drawings, given as the Floor Plans in the literature are approximate and provided only for the purpose of marketing, illustration, information and general guidance as such drawings are not to scale. All the rooms, sizes, locations, orientations, dimensions, fixtures, fittings, finishes and specifications (including materials for, placement, size of rooms, windows, doors, balcony, furniture's inbuilt wardrobe etc.) provided in the floor plans may vary as the same have been taken from concept designs prior the actual development/construction and therefore their accuracy in relation to actual construction cannot be confirmed. Hence, we make no guarantee, warranty or representation as to the accuracy and completeness of the floor plan information as changes may be made during the development process, without notice. Always refer to latest IFC design available in the sales office for the most accurate representation of all construction details.

A4

1 BEDROOM

P2 UNIT 09

SUITE AREA 893 SQ.FT 82.96 SQ.M.

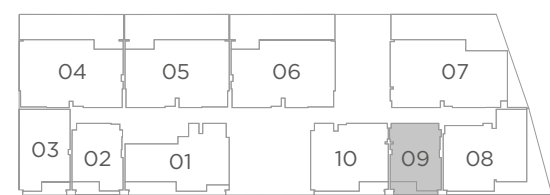
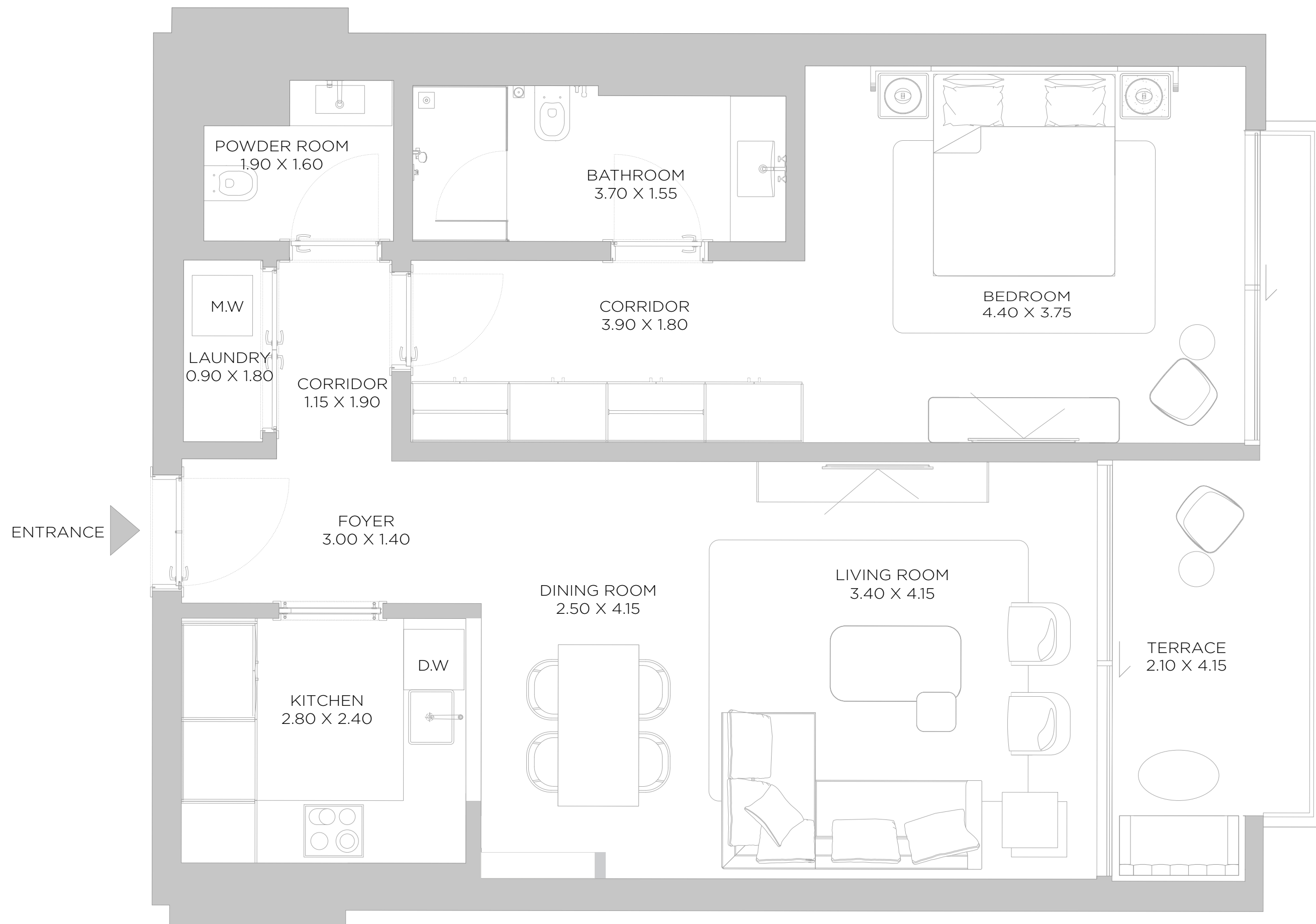
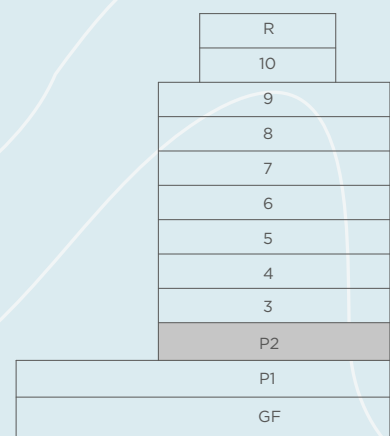
BALCONY AREA 108 SQ.FT 10.03 SQ.M.

TOTAL AREA 1001 SQ.FT 92.99 SQ.M.

KEY PLAN



ELEVATION



SECOND FLOOR PLAN

DISCLAIMER: All measurements, dimensions, coordinates and drawings, given as the Floor Plans in the literature are approximate and provided only for the purpose of marketing, illustration, information and general guidance as such drawings are not to scale. All the rooms, sizes, locations, orientations, dimensions, fixtures, fittings, finishes and specifications (including materials for, placement, size of rooms, windows, doors, balcony, furniture's inbuilt wardrobe etc.) provided in the floor plans may vary as the same have been taken from concept designs prior the actual development/construction and therefore their accuracy in relation to actual construction cannot be confirmed. Hence, we make no guarantee, warranty or representation as to the accuracy and completeness of the floor plan information as changes may be made during the development process, without notice. Always refer to latest IFC design available in the sales office for the most accurate representation of all construction details.

A4

1 BEDROOM

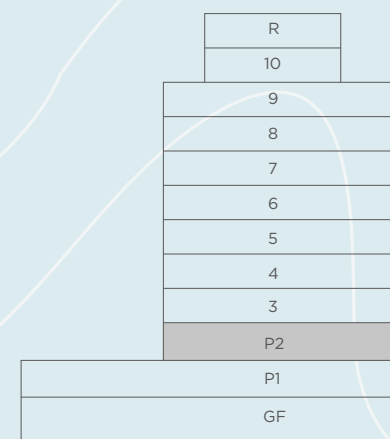
P2 UNIT 10

SUITE AREA	1110	SQ.FT	103.08	SQ.M.
BALCONY AREA	128	SQ.FT	11.96	SQ.M.
TOTAL AREA	1238	SQ.FT	115.04	SQ.M.

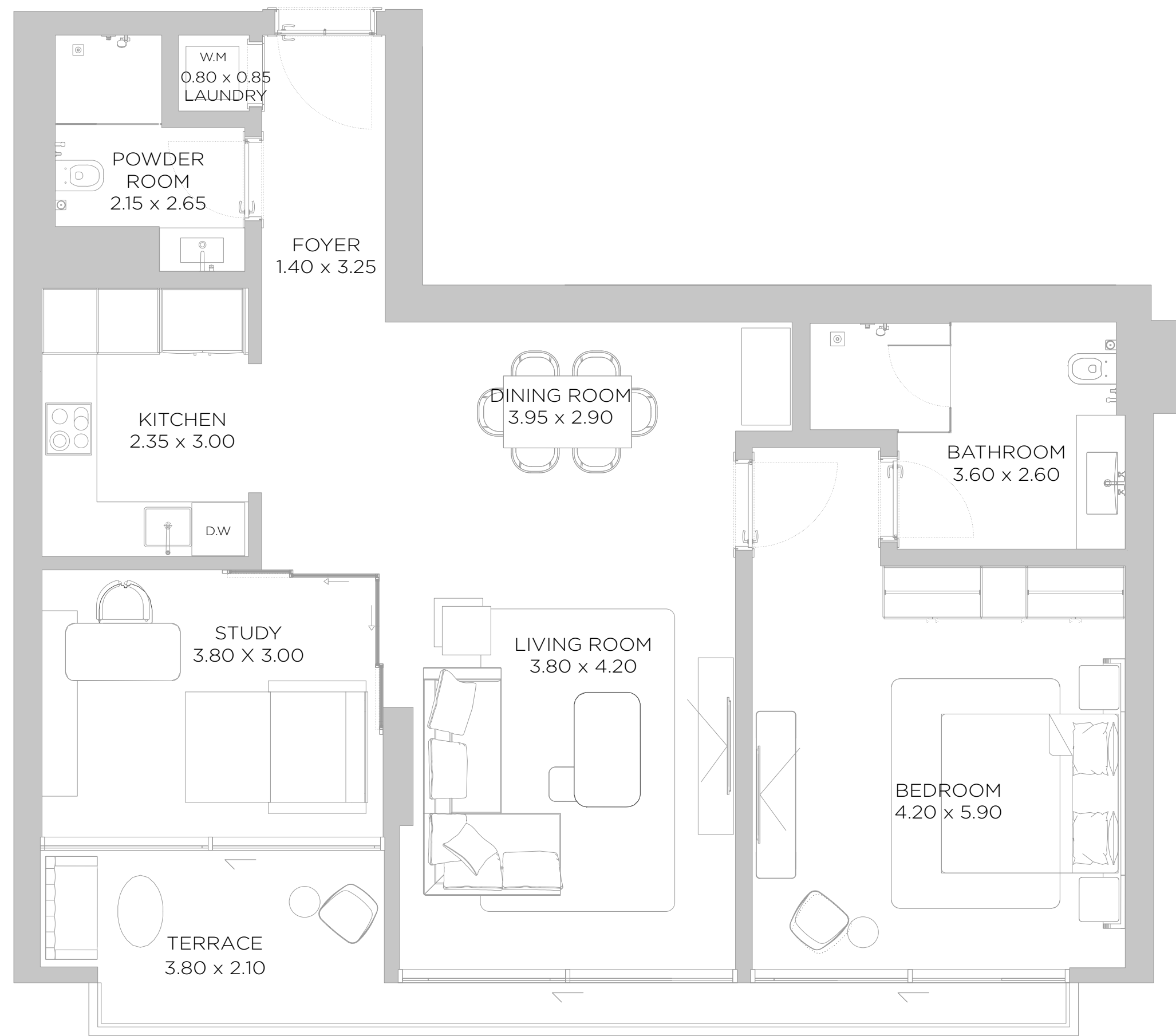
KEY PLAN



ELEVATION



ENTRANCE



SECOND FLOOR PLAN

DISCLAIMER: All measurements, dimensions, coordinates and drawings, given as the Floor Plans in the literature are approximate and provided only for the purpose of marketing, illustration, information and general guidance as such drawings are not to scale. All the rooms, sizes, locations, orientations, dimensions, fixtures, fittings, finishes and specifications (including materials for, placement, size of rooms, windows, doors, balcony, furniture's inbuilt wardrobe etc.) provided in the floor plans may vary as the same have been taken from concept designs prior the actual development/construction and therefore their accuracy in relation to actual construction cannot be confirmed. Hence, we make no guarantee, warranty or representation as to the accuracy and completeness of the floor plan information as changes may be made during the development process, without notice. Always refer to latest IFC design available in the sales office for the most accurate representation of all construction details.

A4

2 BEDROOM

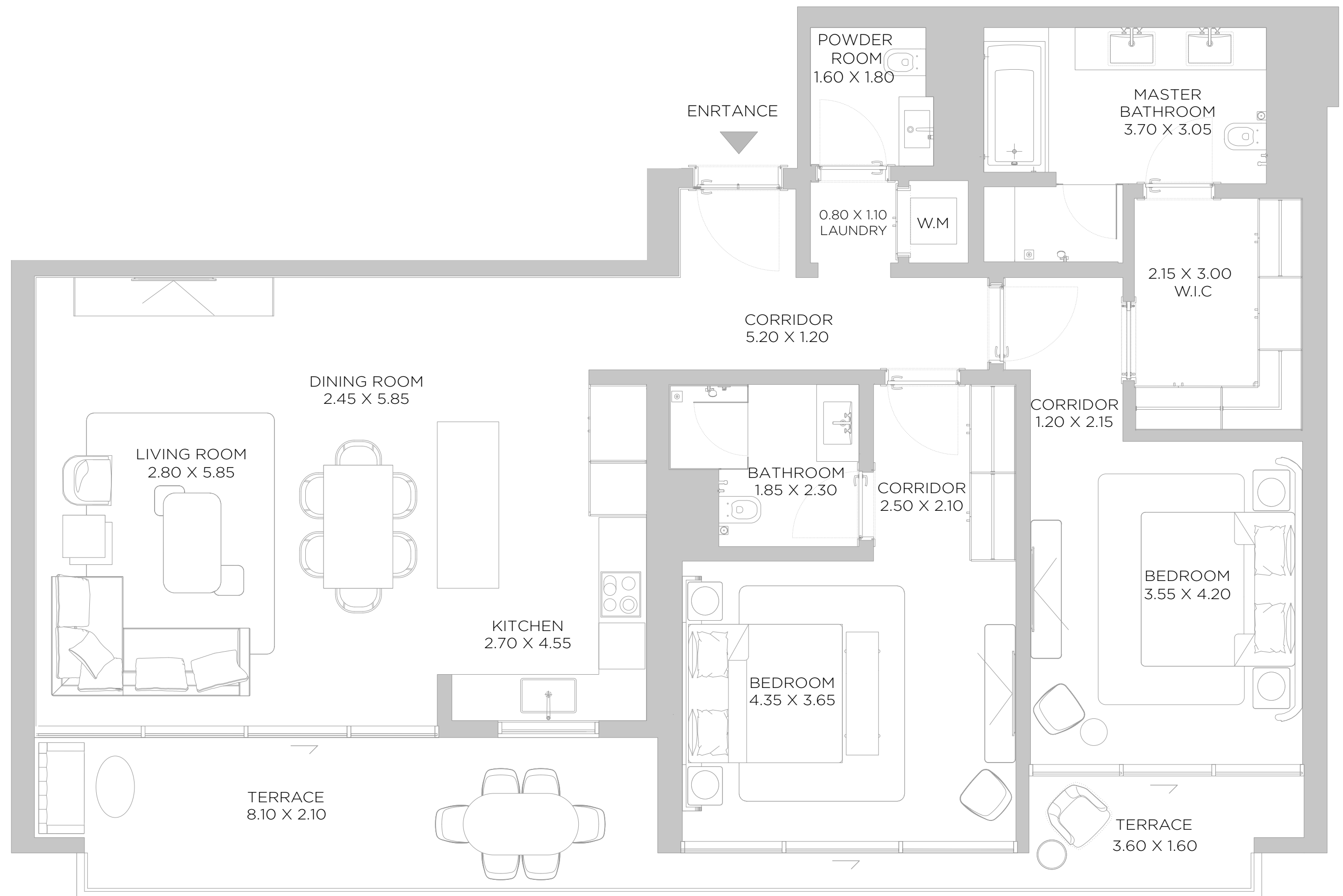
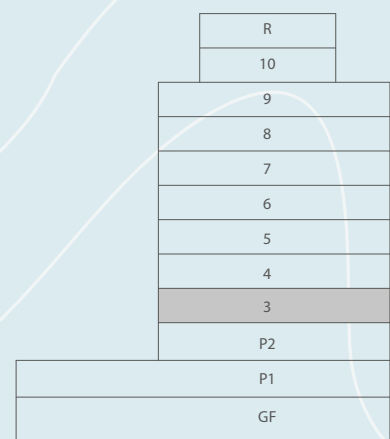
LEVEL 03 UNIT 01

SUITE AREA	1437	SQ.FT	133.50	SQ.M.
BALCONY AREA	262	SQ.FT	24.36	SQ.M.
TOTAL AREA	1699	SQ.FT	157.86	SQ.M.

KEY PLAN



ELEVATION



THIRD FLOOR PLAN

DISCLAIMER: All measurements, dimensions, coordinates and drawings, given as the Floor Plans in the literature are approximate and provided only for the purpose of marketing, illustration, information and general guidance as such drawings are not to scale. All the rooms, sizes, locations, orientations, dimensions, fixtures, fittings, finishes and specifications (including materials for, placement, size of rooms, windows, doors, balcony, furniture's inbuilt wardrobe etc.) provided in the floor plans may vary as the same have been taken from concept designs prior the actual development/construction and therefore their accuracy in relation to actual construction cannot be confirmed. Hence, we make no guarantee, warranty or representation as to the accuracy and completeness of the floor plan information as changes may be made during the development process, without notice. Always refer to latest IFC design available in the sales office for the most accurate representation of all construction details.

A4

1 BEDROOM

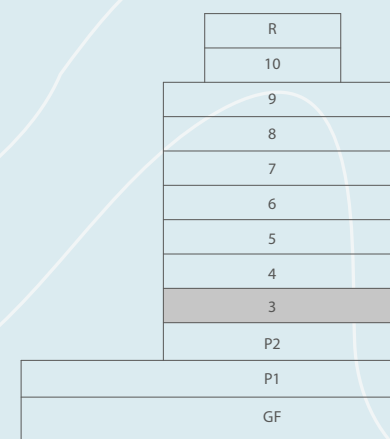
LEVEL 03 UNIT 02

SUITE AREA	889 SQ.FT	82.56 SQ.M.
BALCONY AREA	109 SQ.FT	10.17 SQ.M.
TOTAL AREA	998 SQ.FT	92.73 SQ.M.

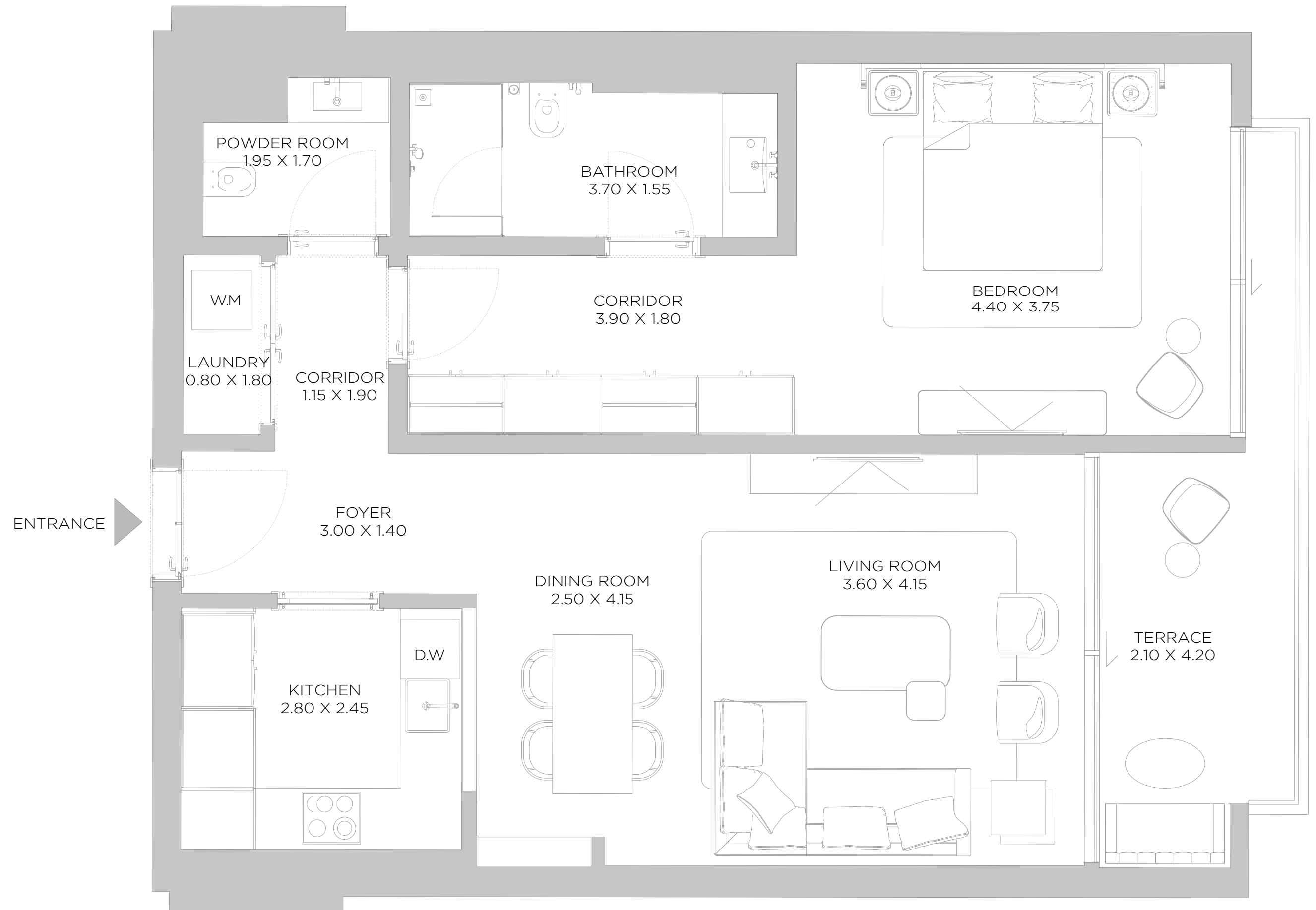
KEY PLAN



ELEVATION



THIRD FLOOR PLAN



DISCLAIMER: All measurements, dimensions, coordinates and drawings, given as the Floor Plans in the literature are approximate and provided only for the purpose of marketing, illustration, information and general guidance as such drawings are not to scale. All the rooms, sizes, locations, orientations, dimensions, fixtures, fittings, finishes and specifications (including materials for, placement, size of rooms, windows, doors, balcony, furniture's inbuilt wardrobe etc.) provided in the floor plans may vary as the same have been taken from concept designs prior the actual development/construction and therefore their accuracy in relation to actual construction cannot be confirmed. Hence, we make no guarantee, warranty or representation as to the accuracy and completeness of the floor plan information as changes may be made during the development process, without notice. Always refer to latest IFC design available in the sales office for the most accurate representation of all construction details.

A4

1 BEDROOM

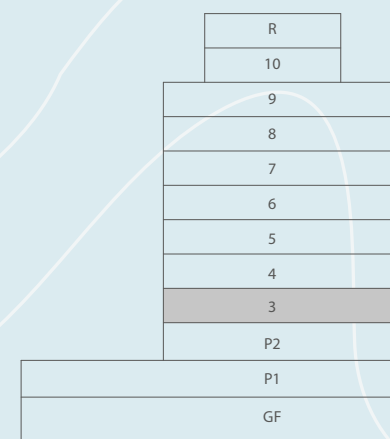
LEVEL 03 UNIT 03

SUITE AREA	1098	SQ.FT	102.00	SQ.M.
BALCONY AREA	111	SQ.FT	10.36	SQ.M.
TOTAL AREA	1209	SQ.FT	112.36	SQ.M.

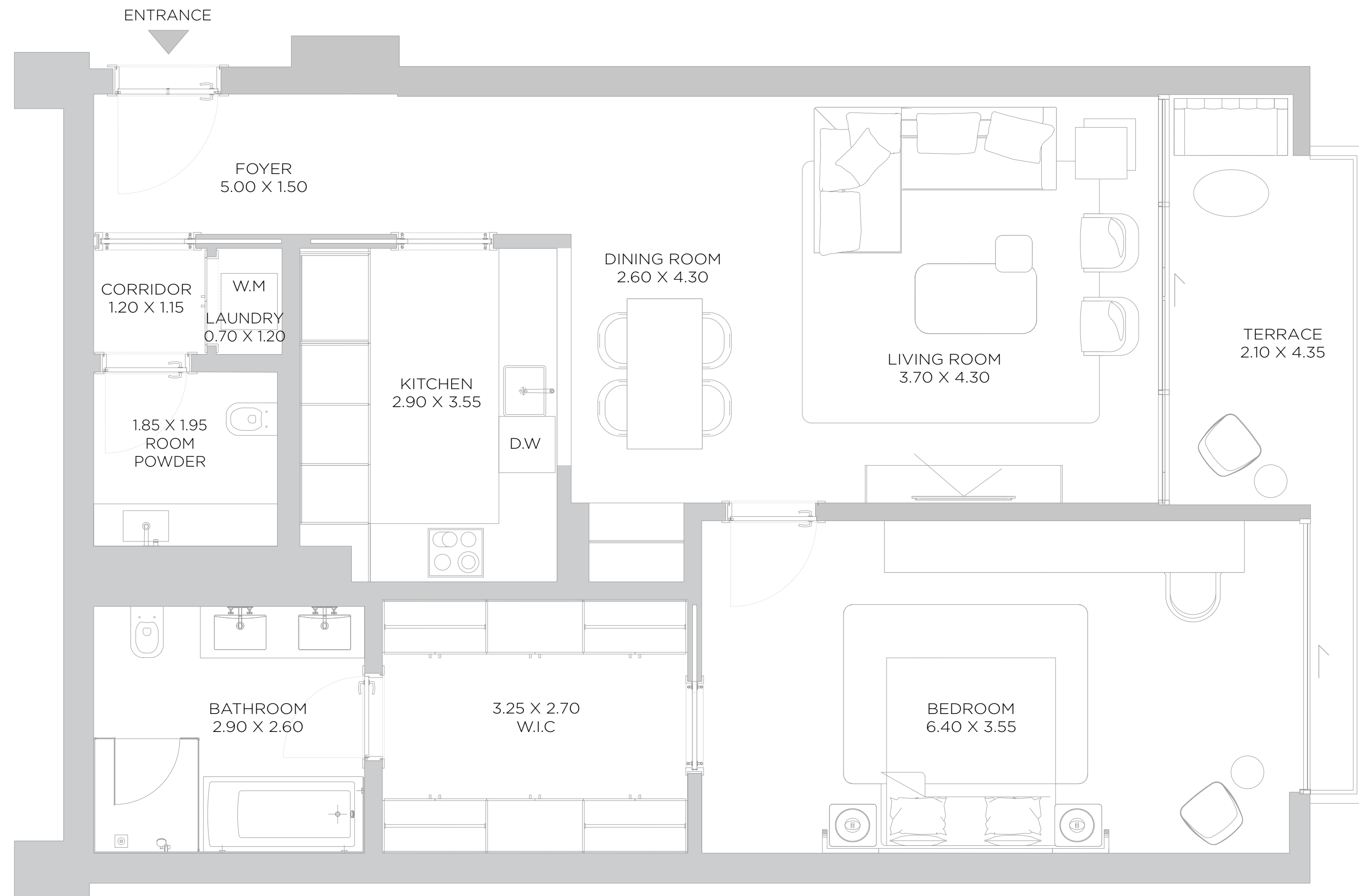
KEY PLAN



ELEVATION



THIRD FLOOR PLAN



DISCLAIMER: All measurements, dimensions, coordinates and drawings, given as the Floor Plans in the literature are approximate and provided only for the purpose of marketing, illustration, information and general guidance as such drawings are not to scale. All the rooms, sizes, locations, orientations, dimensions, fixtures, fittings, finishes and specifications (including materials for, placement, size of rooms, windows, doors, balcony, furniture's inbuilt wardrobe etc.) provided in the floor plans may vary as the same have been taken from concept designs prior the actual development/construction and therefore their accuracy in relation to actual construction cannot be confirmed. Hence, we make no guarantee, warranty or representation as to the accuracy and completeness of the floor plan information as changes may be made during the development process, without notice. Always refer to latest IFC design available in the sales office for the most accurate representation of all construction details.

A4

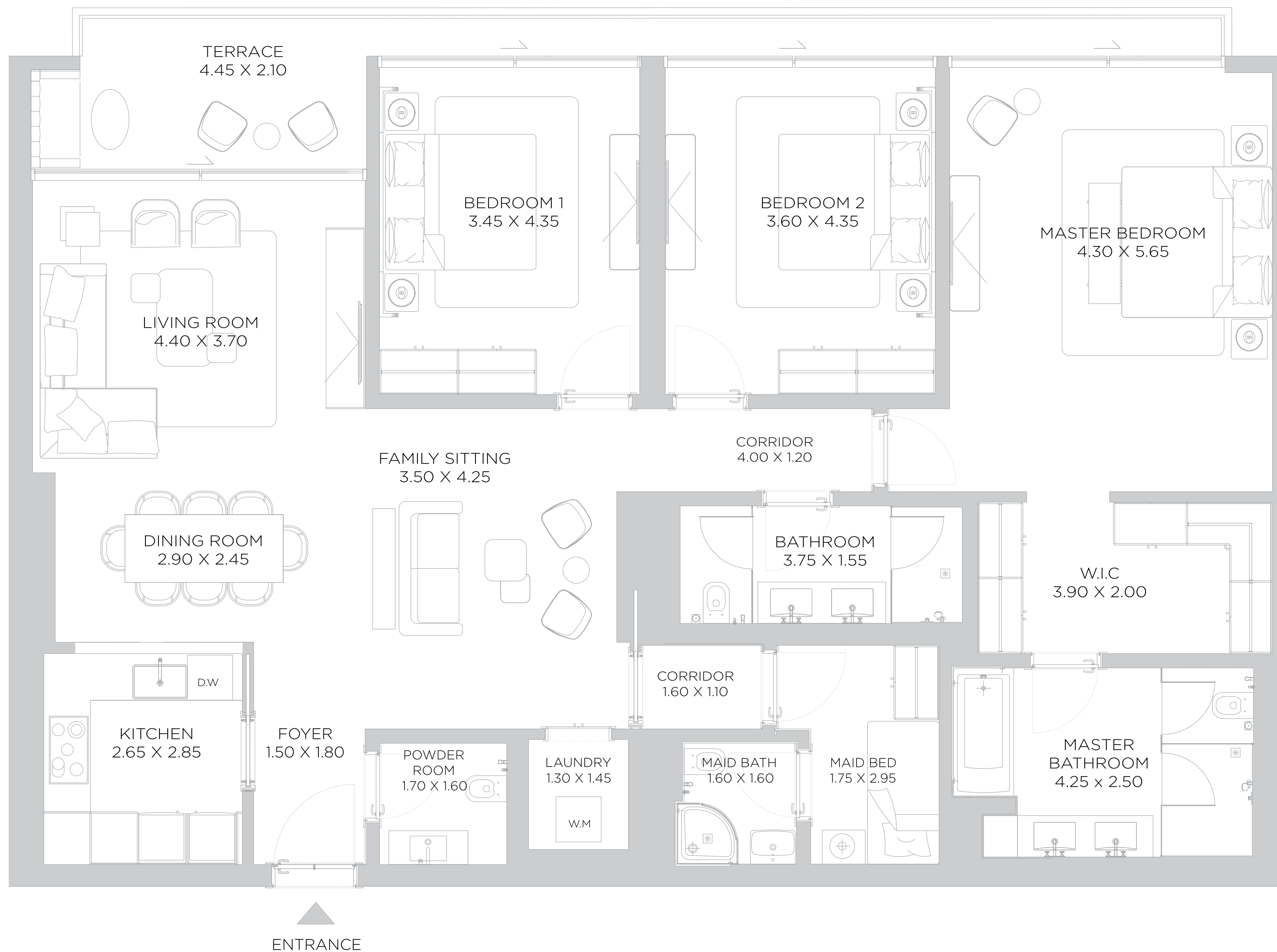
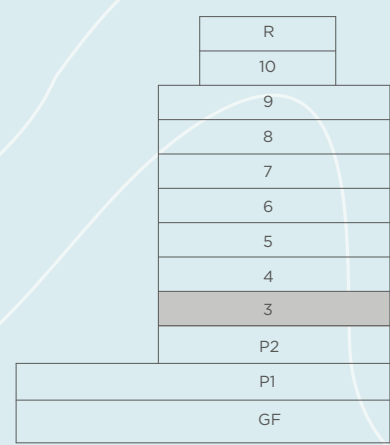
3 BEDROOM
 LEVEL 03 UNIT 04
 OPTION 01

SUITE AREA	1856 SQ.FT	172.44 SQ.M.
BALCONY AREA	167 SQ.FT	15.48 SQ.M.
TOTAL AREA	2023 SQ.FT	187.92 SQ.M.

KEY PLAN



ELEVATION



THIRD FLOOR PLAN

DISCLAIMER: All measurements, dimensions, coordinates and drawings, given as the Floor Plans in the literature are approximate and provided only for the purpose of marketing, illustration, information and general guidance as such drawings are not to scale. All the rooms, sizes, locations, orientations, dimensions, fixtures, fittings, finishes and specifications (including materials for, placement, size of rooms, windows, doors, balcony, furniture's inbuilt wardrobe etc.) provided in the floor plans may vary as the same have been taken from concept designs prior the actual development/construction and therefore their accuracy in relation to actual construction cannot be confirmed. Hence, we make no guarantee, warranty or representation as to the accuracy and completeness of the floor plan information as changes may be made during the development process, without notice. Always refer to latest IFC design available in the sales office for the most accurate representation of all construction details.

A4

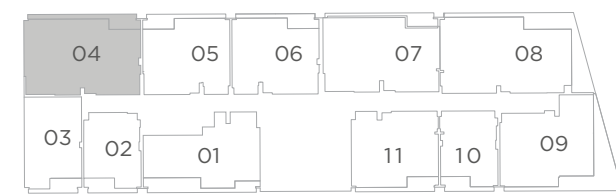
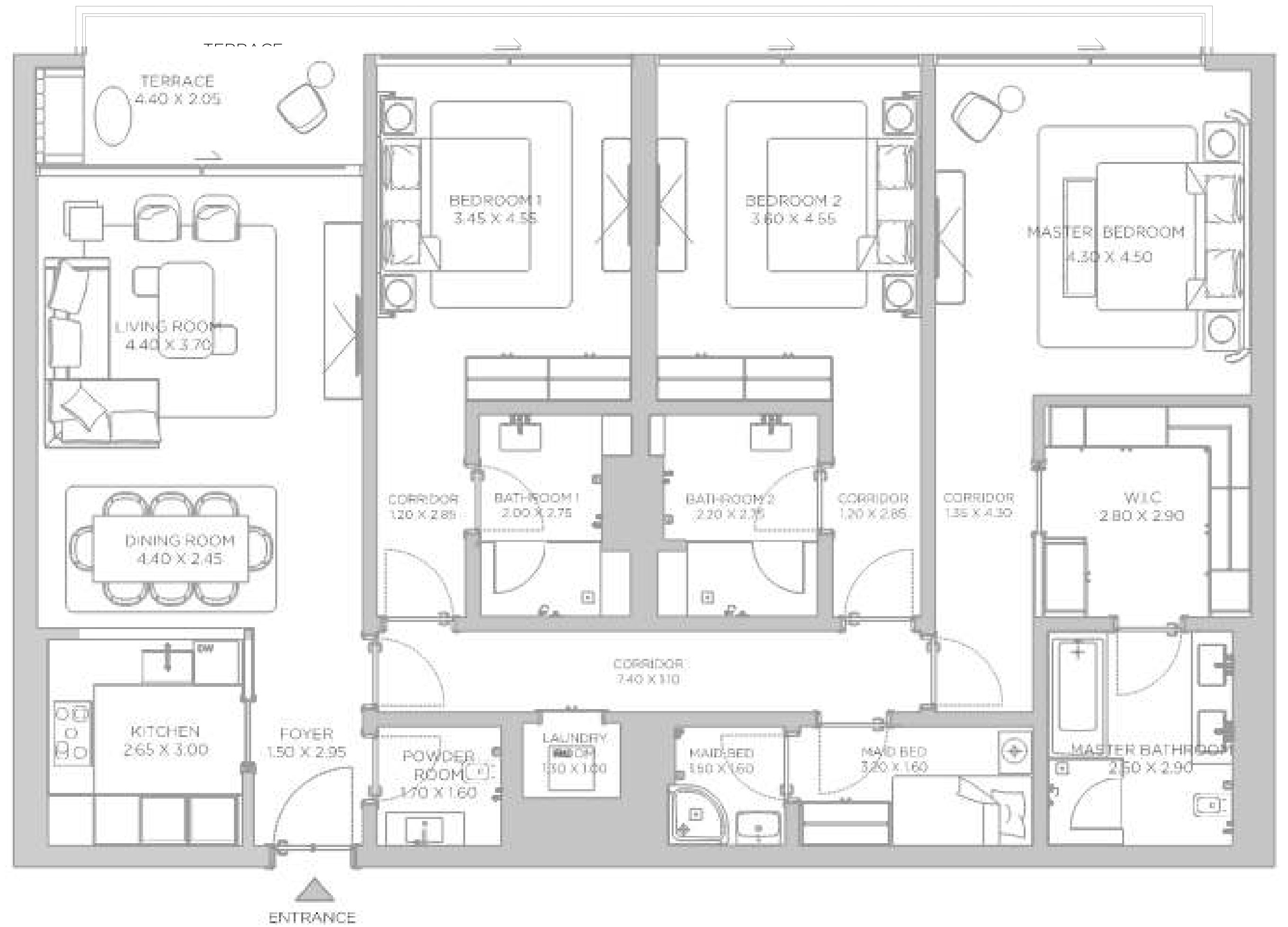
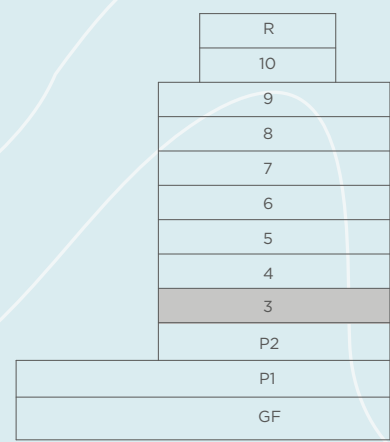
3 BEDROOM
 LEVEL 03 UNIT 04
 OPTION 02

SUITE AREA	1856 SQ.FT	172.44 SQ.M.
BALCONY AREA	167 SQ.FT	15.48 SQ.M.
TOTAL AREA	2023 SQ.FT	187.92 SQ.M.

KEY PLAN



ELEVATION



THIRD FLOOR PLAN

DISCLAIMER: All measurements, dimensions, coordinates and drawings, given as the Floor Plans in the literature are approximate and provided only for the purpose of marketing, illustration, information and general guidance as such drawings are not to scale. All the rooms, sizes, locations, orientations, dimensions, fixtures, fittings, finishes and specifications (including materials for, placement, size of rooms, windows, doors, balcony, furniture's inbuilt wardrobe etc.) provided in the floor plans may vary as the same have been taken from concept designs prior the actual development/construction and therefore their accuracy in relation to actual construction cannot be confirmed. Hence, we make no guarantee, warranty or representation as to the accuracy and completeness of the floor plan information as changes may be made during the development process, without notice. Always refer to latest IFC design available in the sales office for the most accurate representation of all construction details.

A4

2 BEDROOM

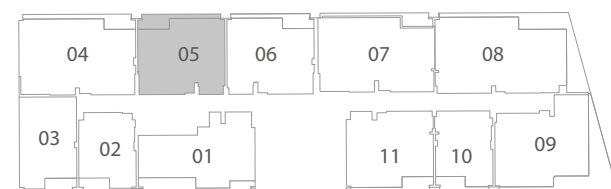
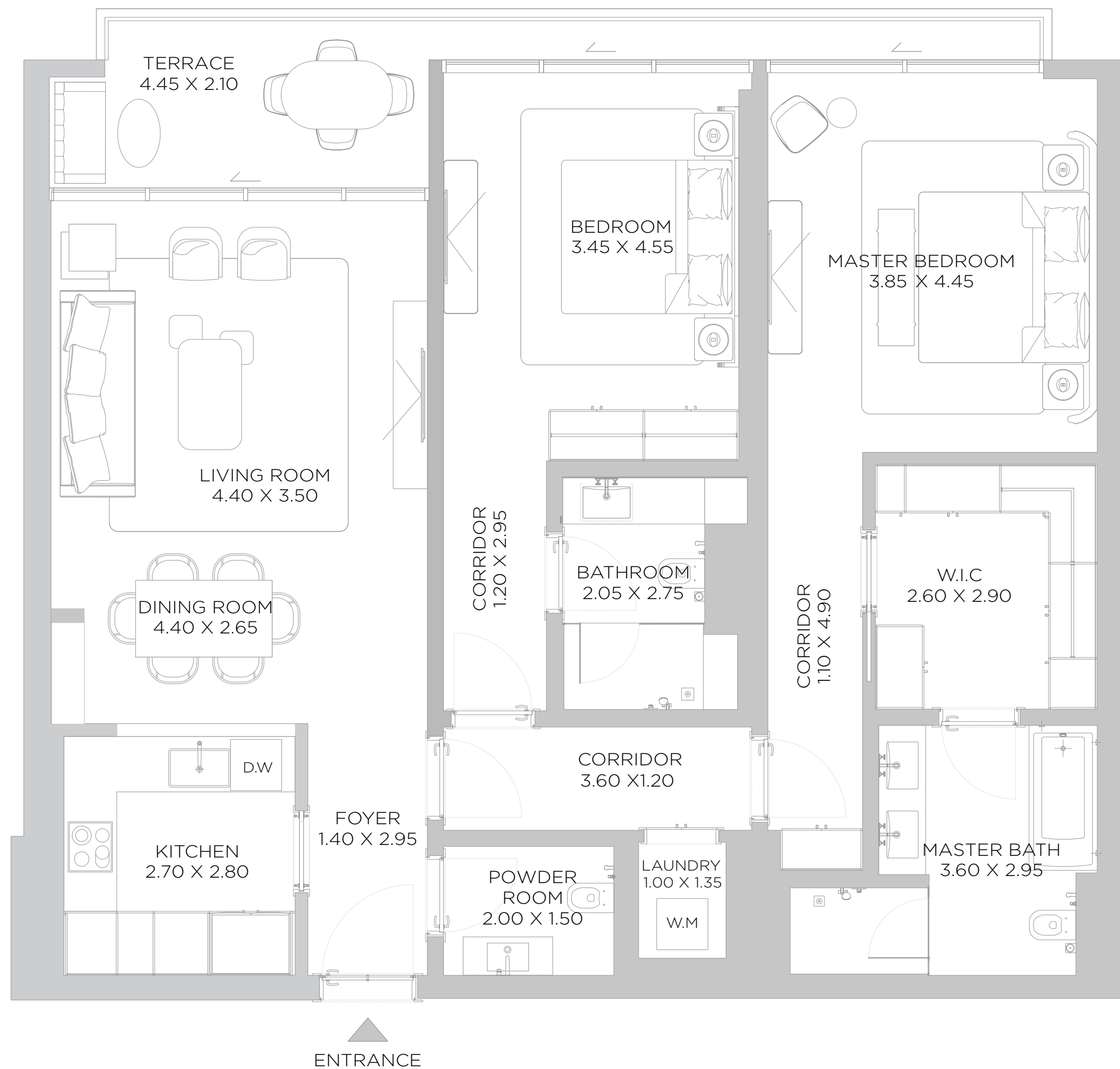
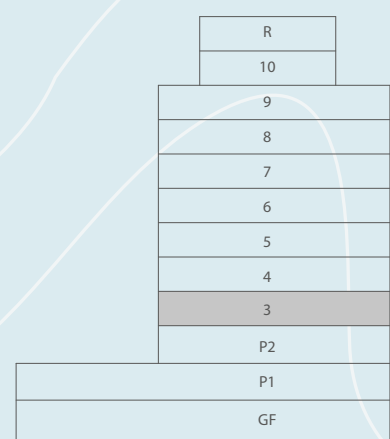
LEVEL 03 UNIT 05

SUITE AREA	1368	SQ.FT	127.05	SQ.M.
BALCONY AREA	136	SQ.FT	12.64	SQ.M.
TOTAL AREA	1504	SQ.FT	139.69	SQ.M.

KEY PLAN



ELEVATION



THIRD FLOOR PLAN

DISCLAIMER: All measurements, dimensions, coordinates and drawings, given as the Floor Plans in the literature are approximate and provided only for the purpose of marketing, illustration, information and general guidance as such drawings are not to scale. All the rooms, sizes, locations, orientations, dimensions, fixtures, fittings, finishes and specifications (including materials for, placement, size of rooms, windows, doors, balcony, furniture's inbuilt wardrobe etc.) provided in the floor plans may vary as the same have been taken from concept designs prior the actual development/construction and therefore their accuracy in relation to actual construction cannot be confirmed. Hence, we make no guarantee, warranty or representation as to the accuracy and completeness of the floor plan information as changes may be made during the development process, without notice. Always refer to latest IFC design available in the sales office for the most accurate representation of all construction details.

A4

2 BEDROOM

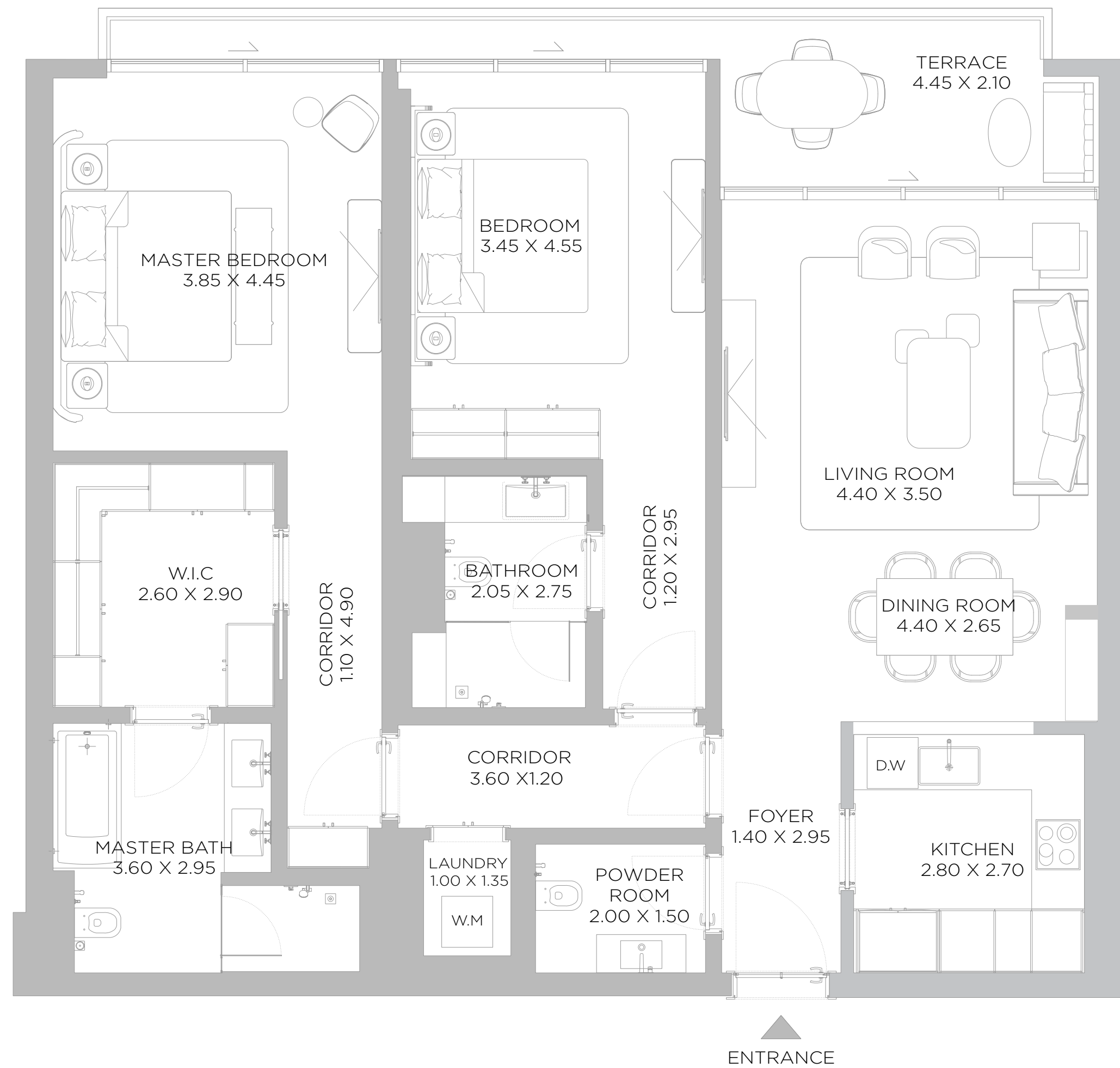
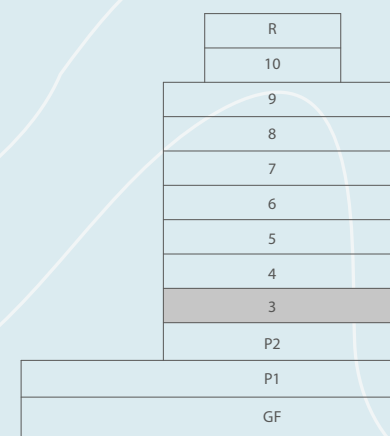
LEVEL 03 UNIT 06

SUITE AREA	1365	SQ.FT	126.79	SQ.M.
BALCONY AREA	136	SQ.FT	12.65	SQ.M.
TOTAL AREA	1501	SQ.FT	139.44	SQ.M.

KEY PLAN



ELEVATION



THIRD FLOOR PLAN

DISCLAIMER: All measurements, dimensions, coordinates and drawings, given as the Floor Plans in the literature are approximate and provided only for the purpose of marketing, illustration, information and general guidance as such drawings are not to scale. All the rooms, sizes, locations, orientations, dimensions, fixtures, fittings, finishes and specifications (including materials for, placement, size of rooms, windows, doors, balcony, furniture's inbuilt wardrobe etc.) provided in the floor plans may vary as the same have been taken from concept designs prior the actual development/construction and therefore their accuracy in relation to actual construction cannot be confirmed. Hence, we make no guarantee, warranty or representation as to the accuracy and completeness of the floor plan information as changes may be made during the development process, without notice. Always refer to latest IFC design available in the sales office for the most accurate representation of all construction details.

A4

3 BEDROOM

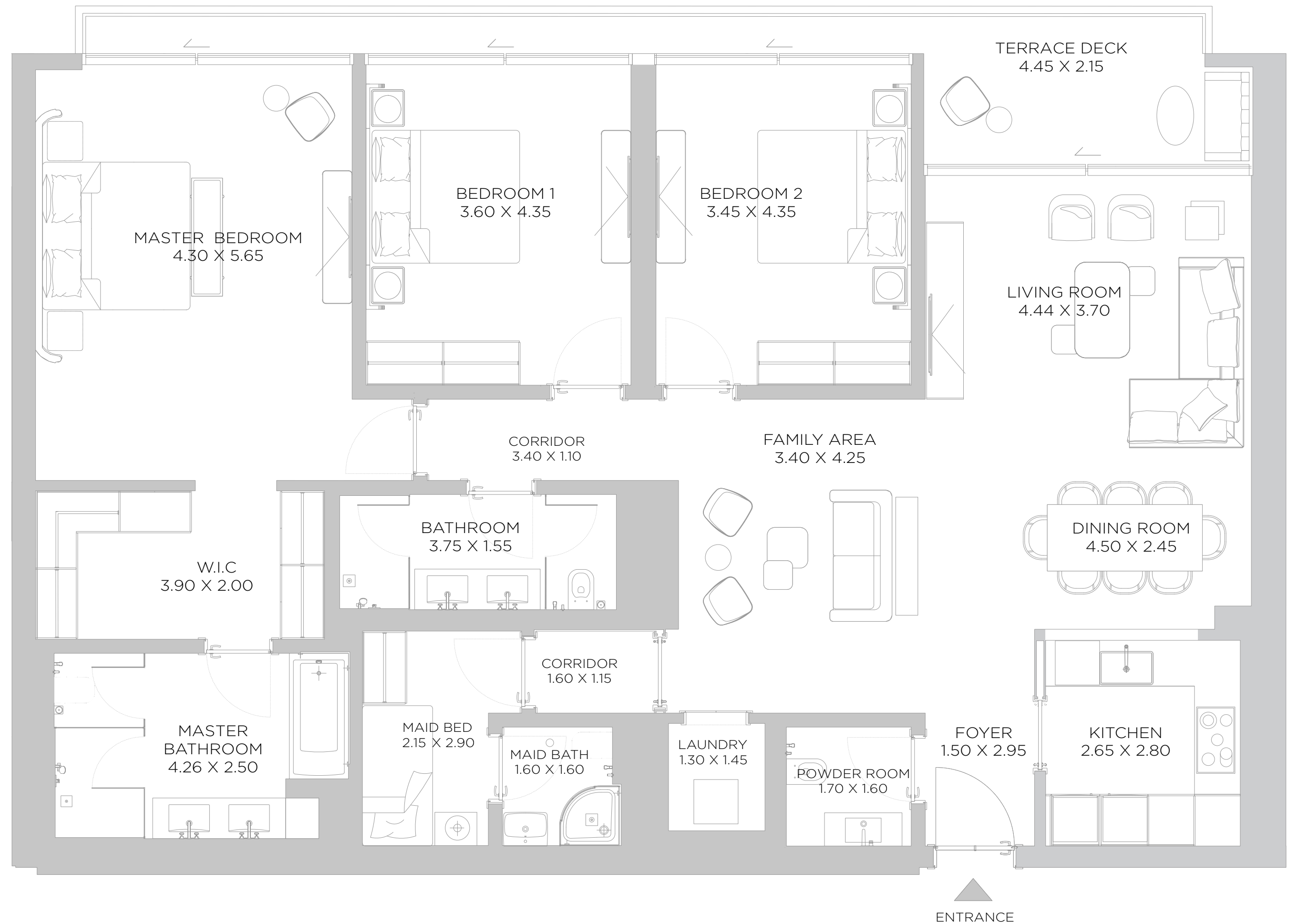
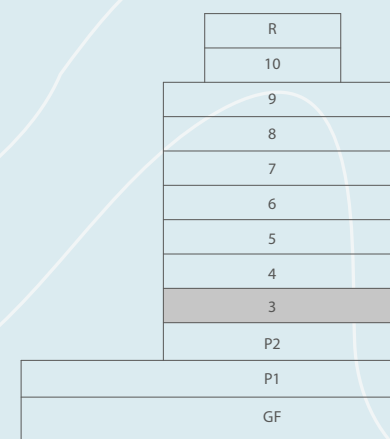
LEVEL 03 UNIT 07
 OPTION 1

SUITE AREA	1858 SQ.FT	172.63 SQ.M.
BALCONY AREA	167 SQ.FT	15.49 SQ.M.
TOTAL AREA	2025 SQ.FT	188.12 SQ.M.

KEY PLAN



ELEVATION



THIRD FLOOR PLAN

DISCLAIMER: All measurements, dimensions, coordinates and drawings, given as the Floor Plans in the literature are approximate and provided only for the purpose of marketing, illustration, information and general guidance as such drawings are not to scale. All the rooms, sizes, locations, orientations, dimensions, fixtures, fittings, finishes and specifications (including materials for, placement, size of rooms, windows, doors, balcony, furniture's inbuilt wardrobe etc.) provided in the floor plans may vary as the same have been taken from concept designs prior the actual development/construction and therefore their accuracy in relation to actual construction cannot be confirmed. Hence, we make no guarantee, warranty or representation as to the accuracy and completeness of the floor plan information as changes may be made during the development process, without notice. Always refer to latest IFC design available in the sales office for the most accurate representation of all construction details.

A4

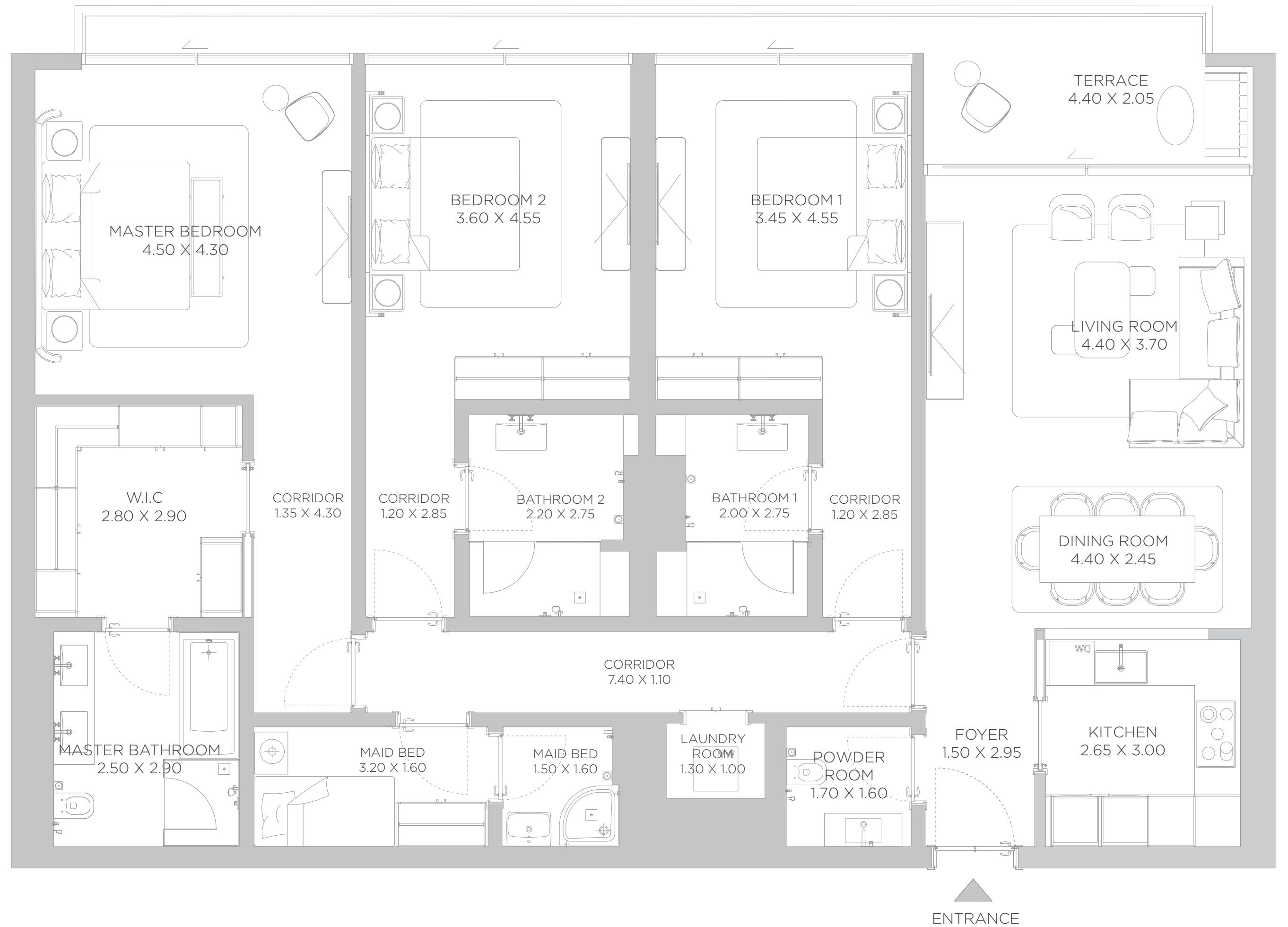
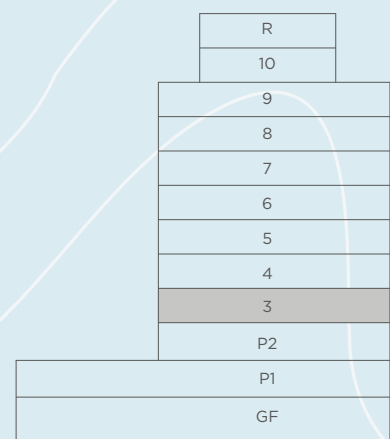
3 BEDROOM
 LEVEL 03 UNIT 07
 OPTION 2

SUITE AREA	1858 SQ.FT	172.63 SQ.M.
BALCONY AREA	167 SQ.FT	15.49 SQ.M.
TOTAL AREA	2025 SQ.FT	188.12 SQ.M.

KEY PLAN



ELEVATION



THIRD FLOOR PLAN

DISCLAIMER: All measurements, dimensions, coordinates and drawings, given as the Floor Plans in the literature are approximate and provided only for the purpose of marketing, illustration, information and general guidance as such drawings are not to scale. All the rooms, sizes, locations, orientations, dimensions, fixtures, fittings, finishes and specifications (including materials for, placement, size of rooms, windows, doors, balcony, furniture's inbuilt wardrobe etc.) provided in the floor plans may vary as the same have been taken from concept designs prior to the actual development/construction and therefore their accuracy in relation to actual construction cannot be confirmed. Hence, we make no guarantee, warranty or representation as to the accuracy and completeness of the floor plan information as changes may be made during the development process, without notice. Always refer to latest IFC design available in the sales office for the most accurate representation of all construction details.

A4

3 BEDROOM

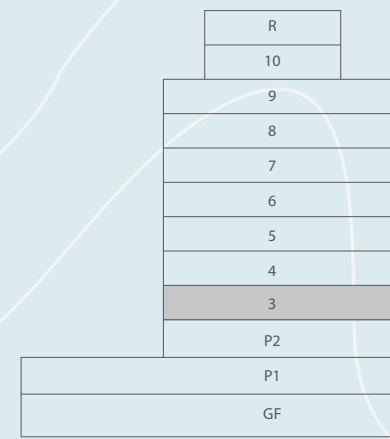
LEVEL 03 UNIT 08

SUITE AREA	2024 SQ.FT	188.00 SQ.M.
BALCONY AREA	441 SQ.FT	41.02 SQ.M.
TOTAL AREA	2465 SQ.FT	229.02 SQ.M.

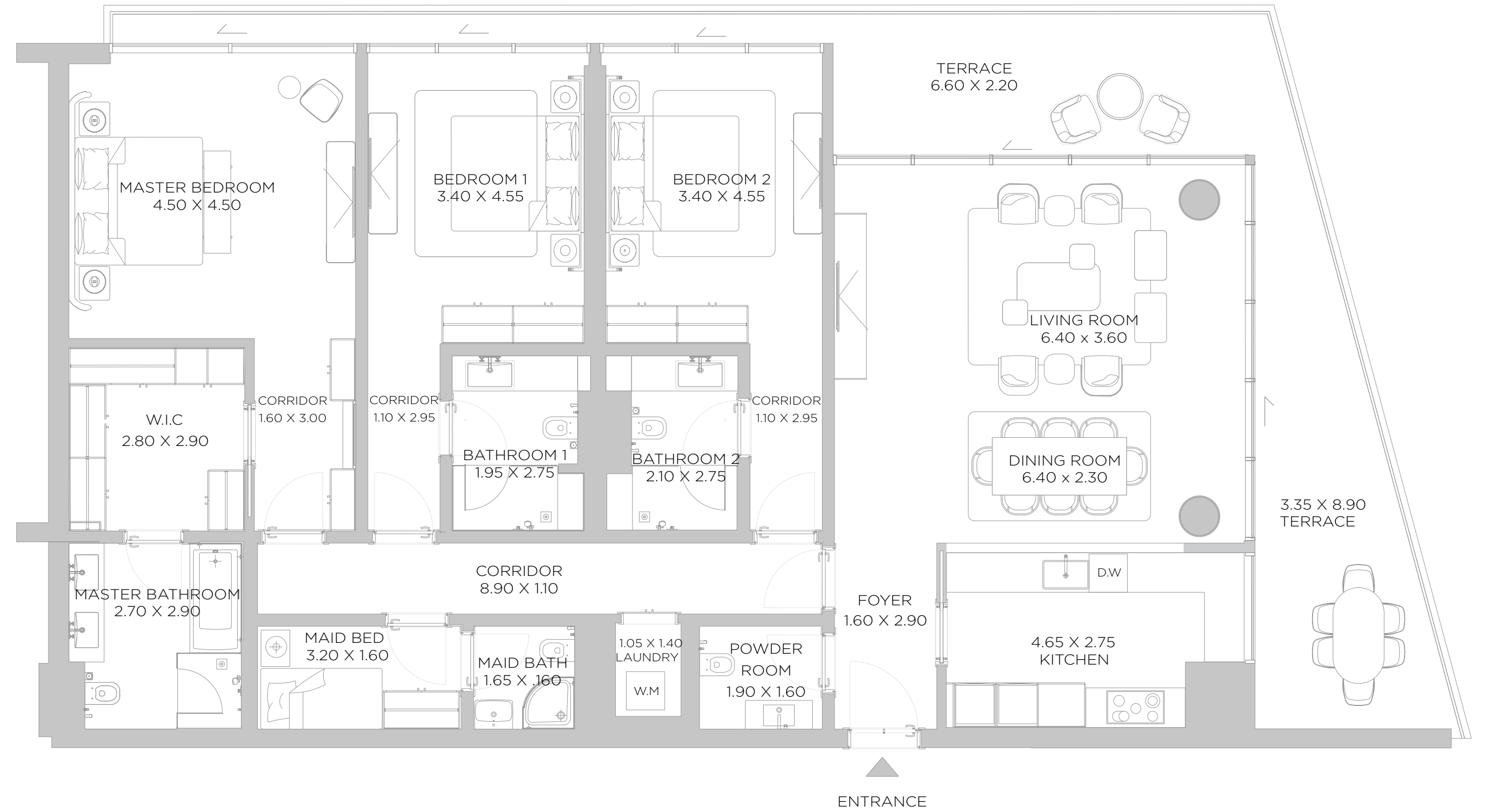
KEY PLAN



ELEVATION



THIRD FLOOR PLAN



A4

2 BEDROOM

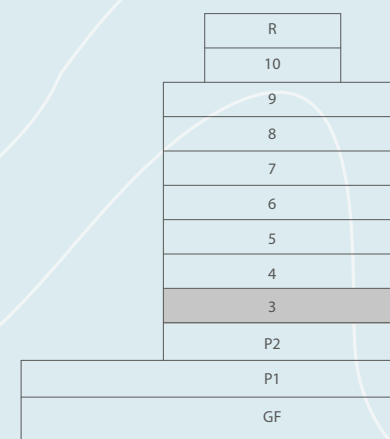
LEVEL 03 UNIT 09

SUITE AREA	1565	SQ.FT	145.36	SQ.M.
BALCONY AREA	451	SQ.FT	41.90	SQ.M.
TOTAL AREA	2016	SQ.FT	187.26	SQ.M.

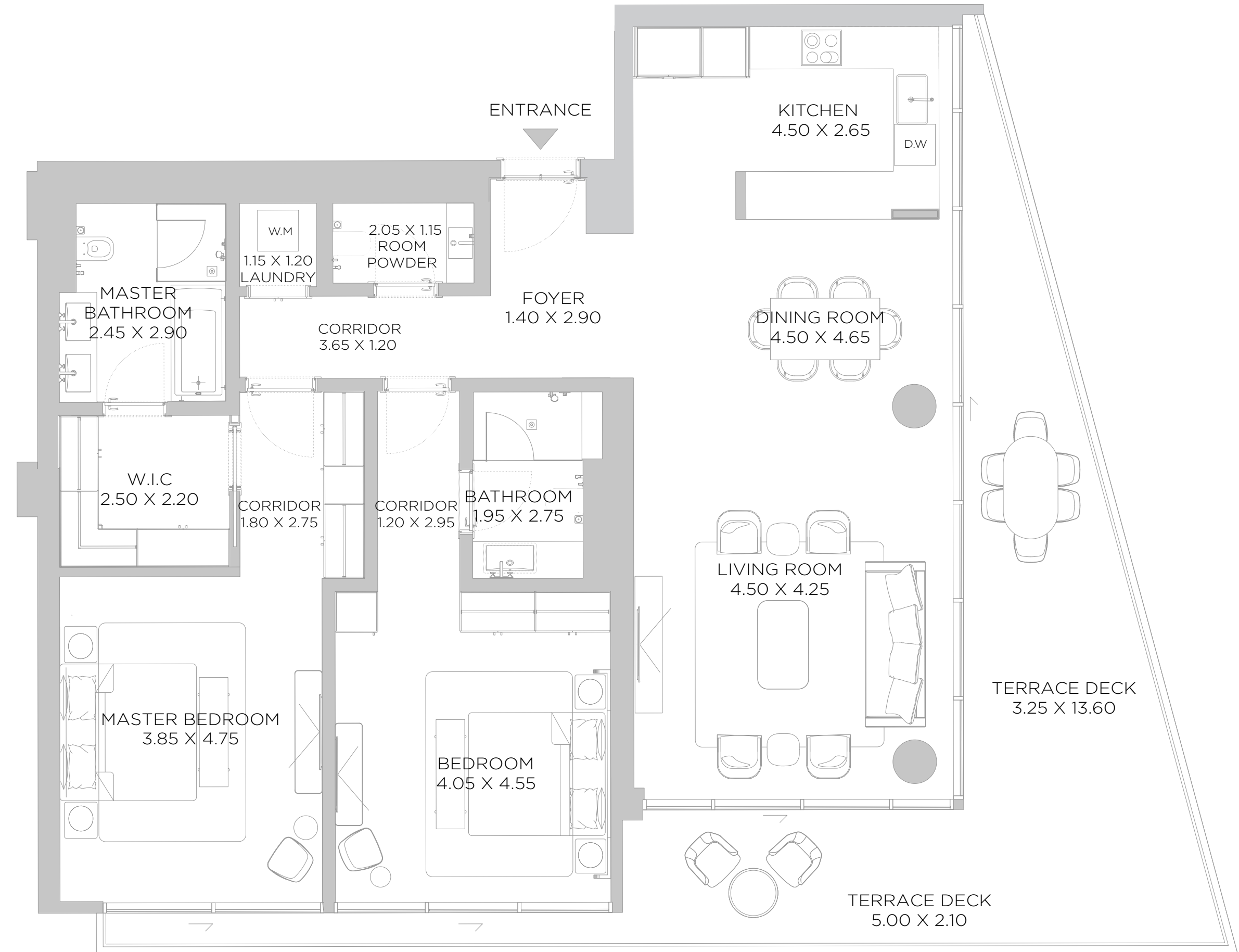
KEY PLAN



ELEVATION



THIRD FLOOR PLAN



A4

1 BEDROOM

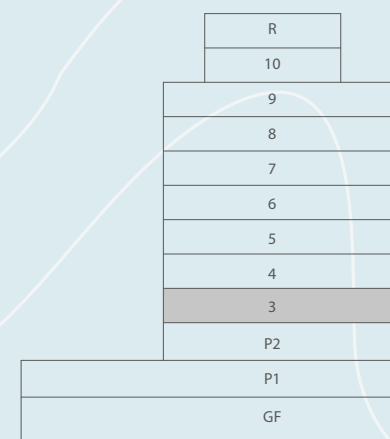
LEVEL 03 UNIT 10

SUITE AREA	901 SQ.FT	83.75 SQ.M.
BALCONY AREA	108 SQ.FT	10.03 SQ.M.
TOTAL AREA	1009 SQ.FT	93.78 SQ.M.

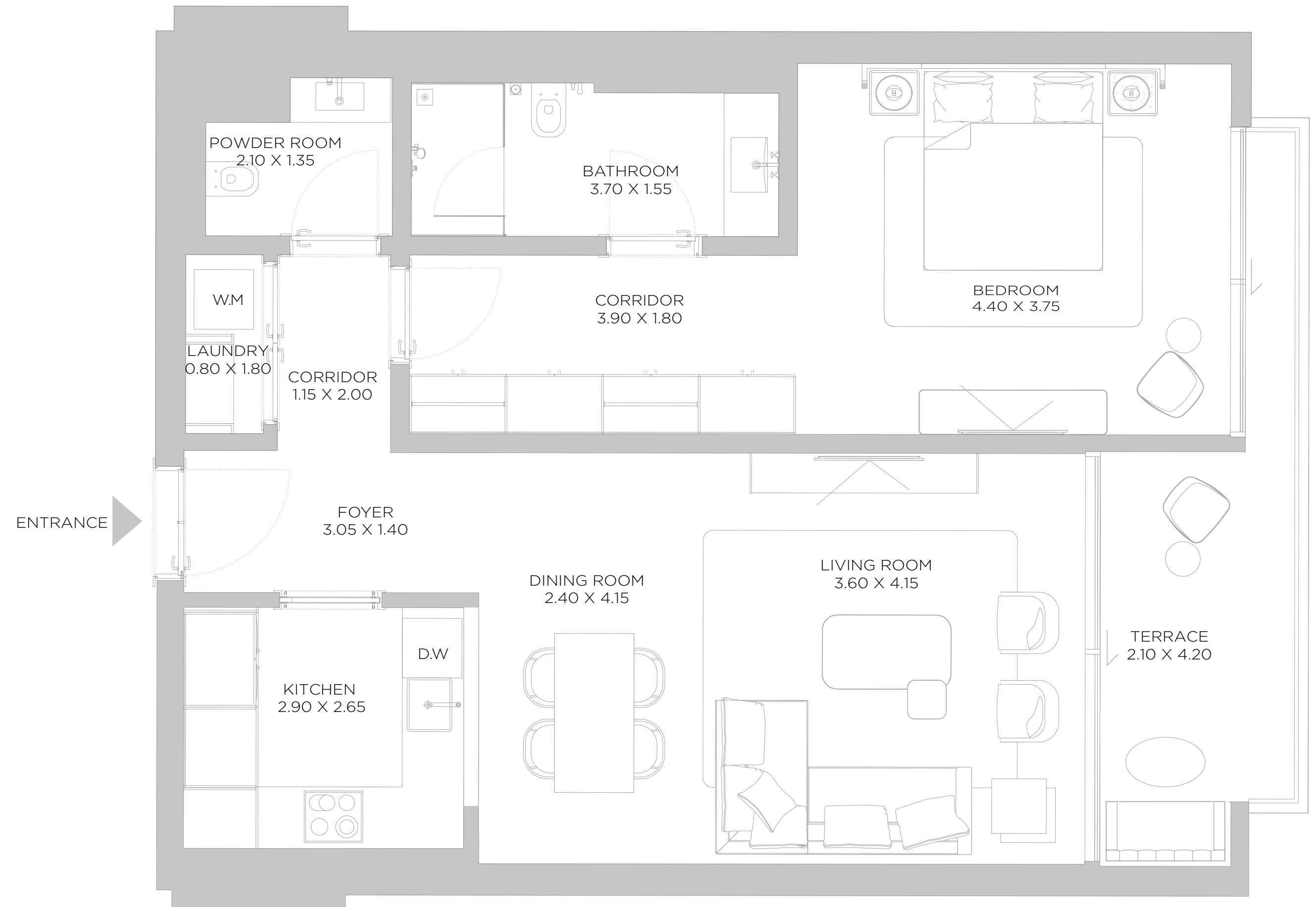
KEY PLAN



ELEVATION



THIRD FLOOR PLAN



A4

1 BEDROOM

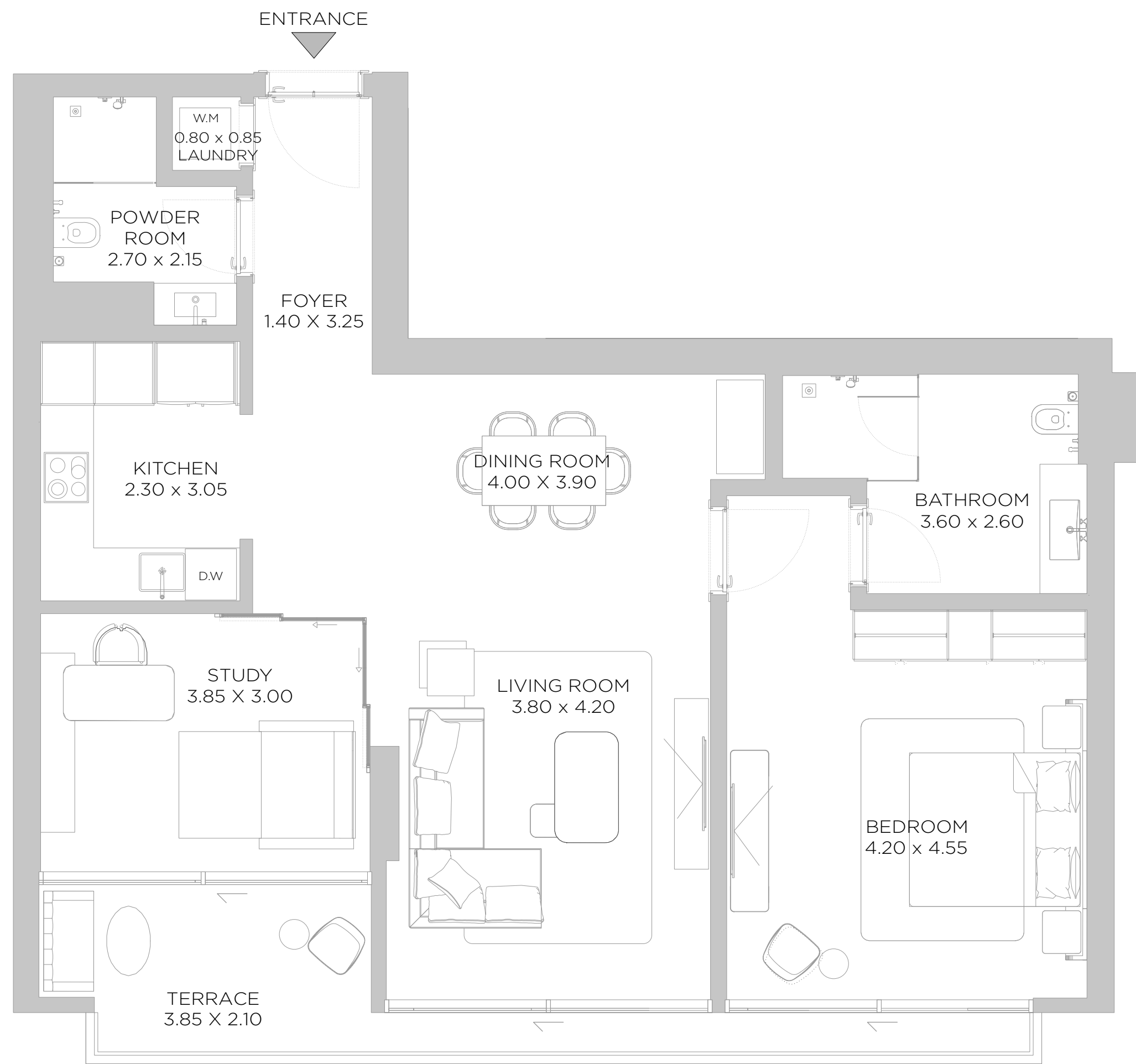
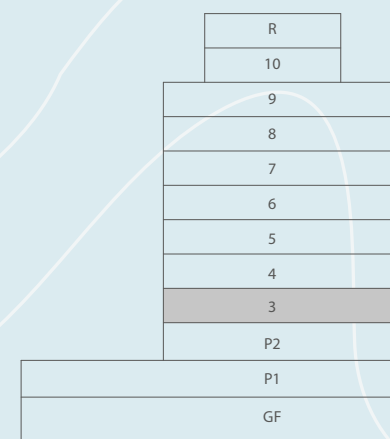
LEVEL 03 UNIT 11

SUITE AREA	1105	SQ.FT	102.69	SQ.M.
BALCONY AREA	128	SQ.FT	11.91	SQ.M.
TOTAL AREA	1234	SQ.FT	114.60	SQ.M.

KEY PLAN



ELEVATION



THIRD FLOOR PLAN

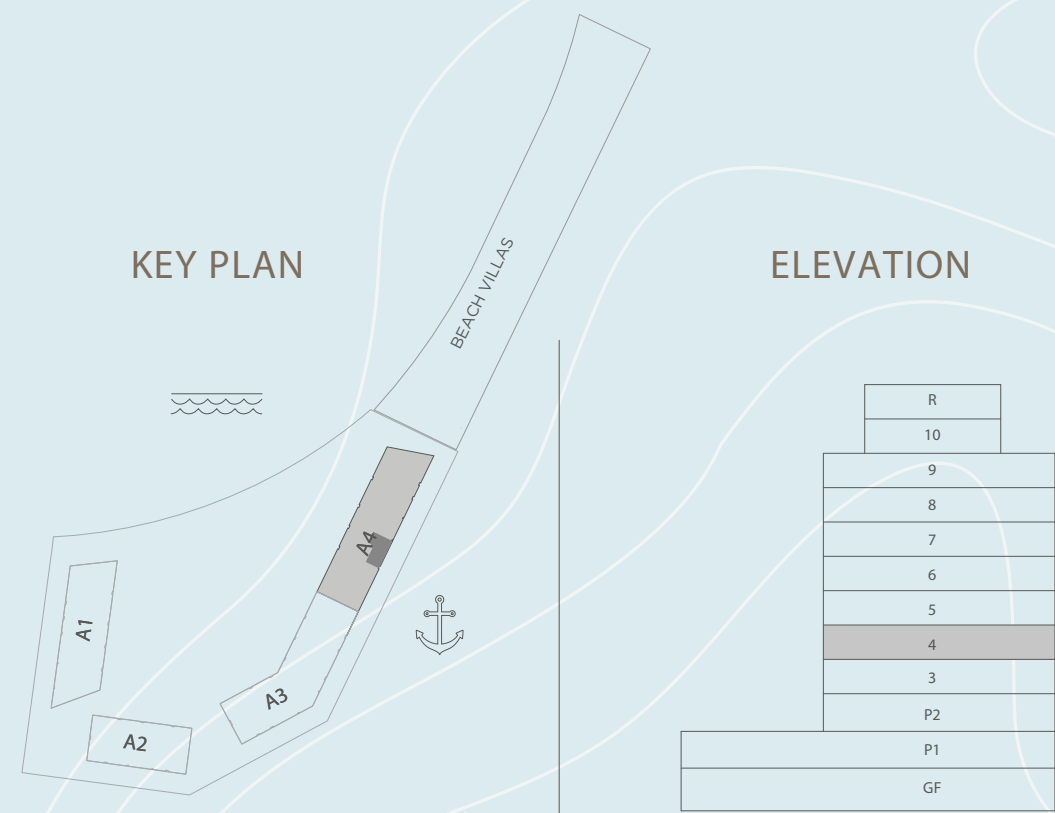
DISCLAIMER: All measurements, dimensions, coordinates and drawings, given as the Floor Plans in the literature are approximate and provided only for the purpose of marketing, illustration, information and general guidance as such drawings are not to scale. All the rooms, sizes, locations, orientations, dimensions, fixtures, fittings, finishes and specifications (including materials for, placement, size of rooms, windows, doors, balcony, furniture's inbuilt wardrobe etc.) provided in the floor plans may vary as the same have been taken from concept designs prior the actual development/construction and therefore their accuracy in relation to actual construction cannot be confirmed. Hence, we make no guarantee, warranty or representation as to the accuracy and completeness of the floor plan information as changes may be made during the development process, without notice. Always refer to latest IFC design available in the sales office for the most accurate representation of all construction details.

A4

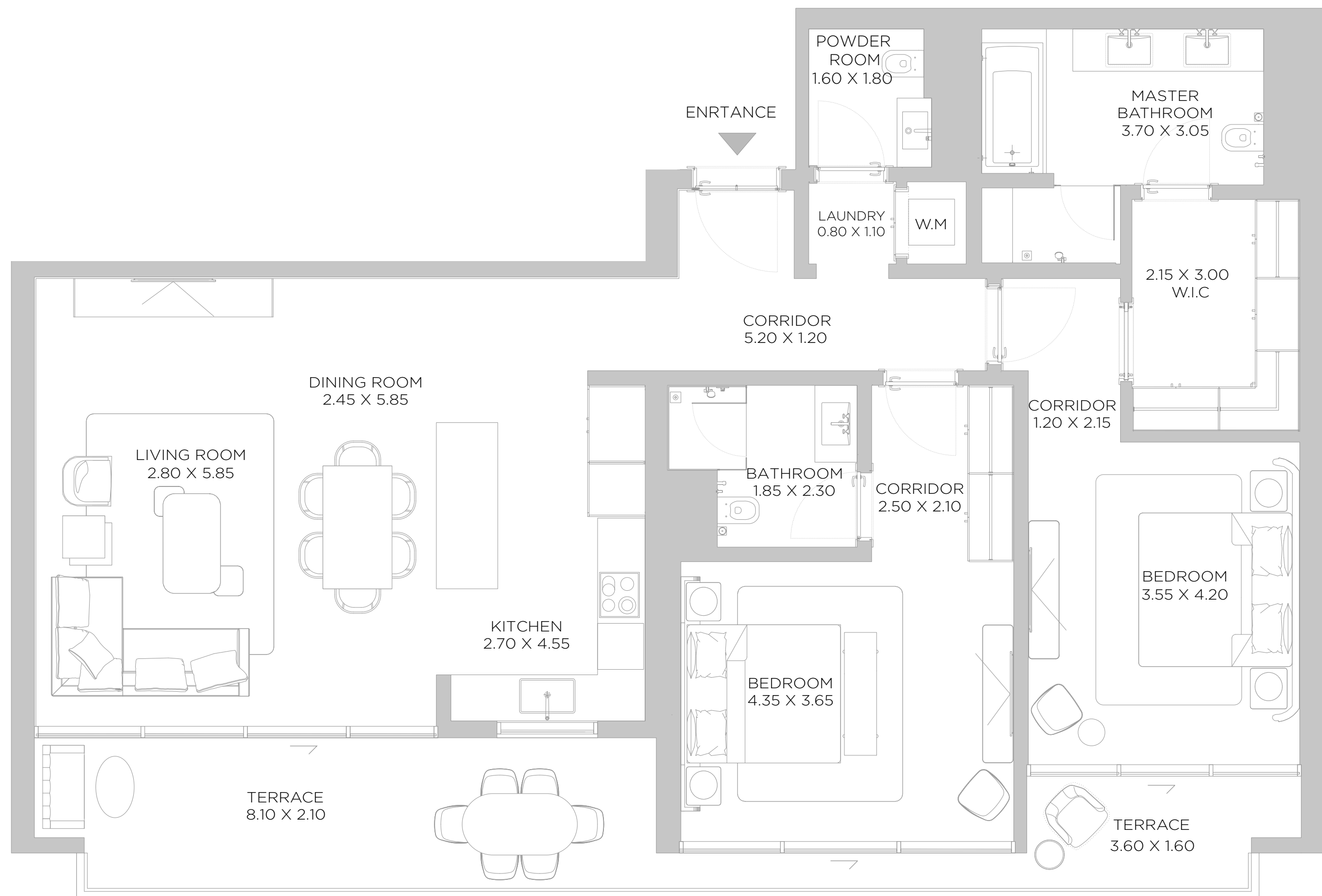
2 BEDROOM

LEVEL 04 UNIT 01

SUITE AREA	1436	SQ.FT	133.4	SQ.M.
BALCONY AREA	262	SQ.FT	24.34	SQ.M.
TOTAL AREA	1698	SQ.FT	157.74	SQ.M.



FOURTH FLOOR PLAN



DISCLAIMER: All measurements, dimensions, coordinates and drawings, given as the Floor Plans in the literature are approximate and provided only for the purpose of marketing, illustration, information and general guidance as such drawings are not to scale. All the rooms, sizes, locations, orientations, dimensions, fixtures, fittings, finishes and specifications (including materials for, placement, size of rooms, windows, doors, balcony, furniture's inbuilt wardrobe etc.) provided in the floor plans may vary as the same have been taken from concept designs prior the actual development/construction and therefore their accuracy in relation to actual construction cannot be confirmed. Hence, we make no guarantee, warranty or representation as to the accuracy and completeness of the floor plan information as changes may be made during the development process, without notice. Always refer to latest IFC design available in the sales office for the most accurate representation of all construction details.

A4

3 BEDROOM

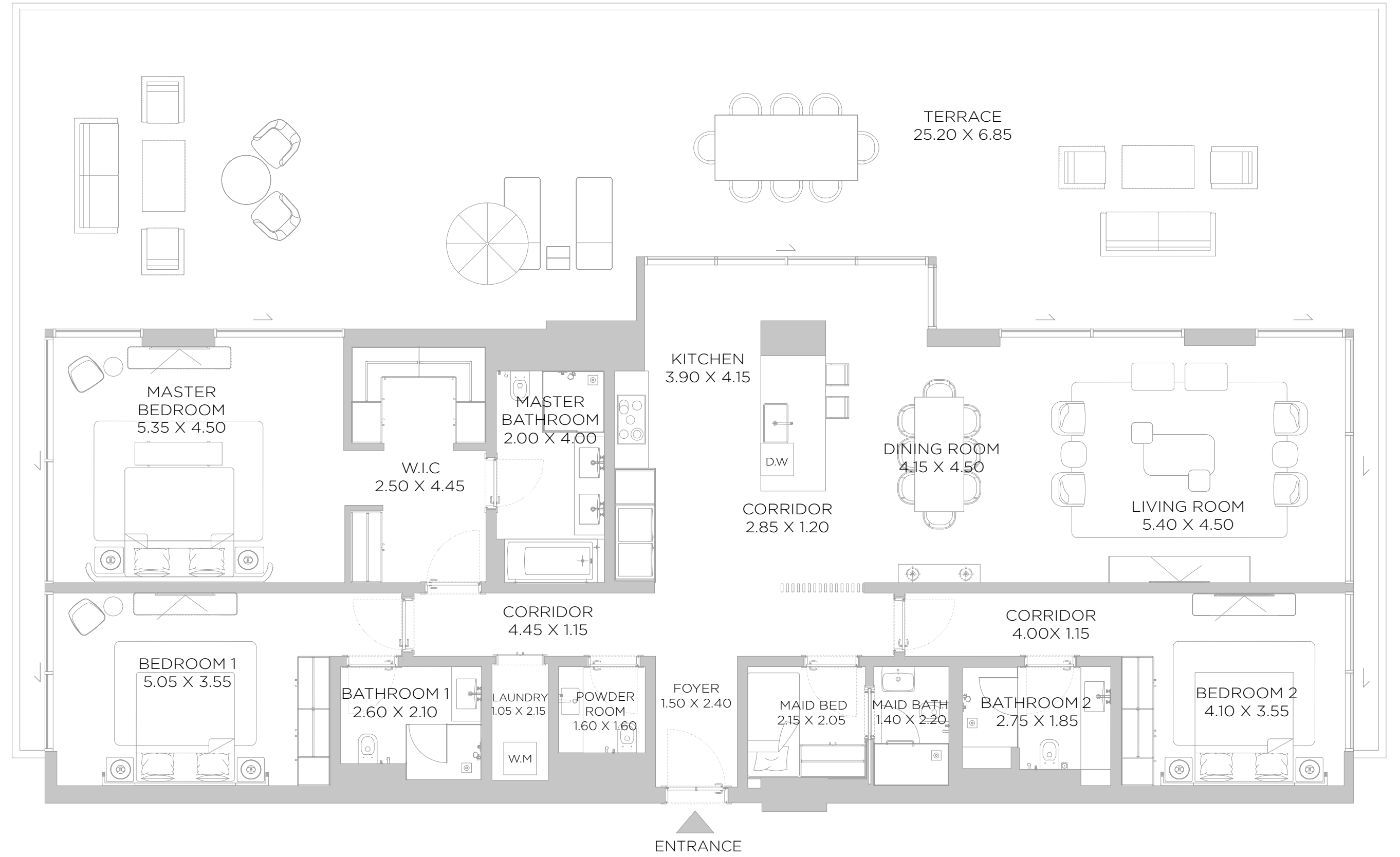
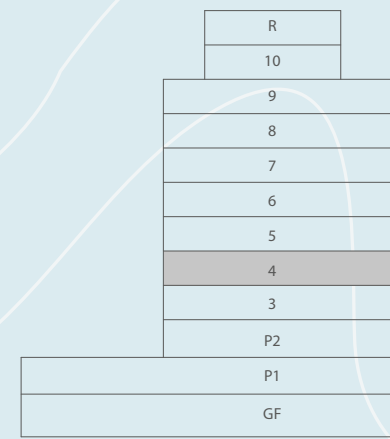
LEVEL 04 UNIT 02

SUITE AREA	2235	SQ.FT	207.63	SQ.M.
BALCONY AREA	1865	SQ.FT	173.27	SQ.M.
TOTAL AREA	4100	SQ.FT	380.90	SQ.M.

KEY PLAN



ELEVATION



FOURTH FLOOR PLAN

DISCLAIMER: All measurements, dimensions, coordinates and drawings, given as the Floor Plans in the literature are approximate and provided only for the purpose of marketing, illustration, information and general guidance as such drawings are not to scale. All the rooms, sizes, locations, orientations, dimensions, fixtures, fittings, finishes and specifications (including materials for, placement, size of rooms, windows, doors, balcony, furniture's inbuilt wardrobe etc.) provided in the floor plans may vary as the same have been taken from concept designs prior the actual development/construction and therefore their accuracy in relation to actual construction cannot be confirmed. Hence, we make no guarantee, warranty or representation as to the accuracy and completeness of the floor plan information as changes may be made during the development process, without notice. Always refer to latest IFC design available in the sales office for the most accurate representation of all construction details.

A4

2 BEDROOM

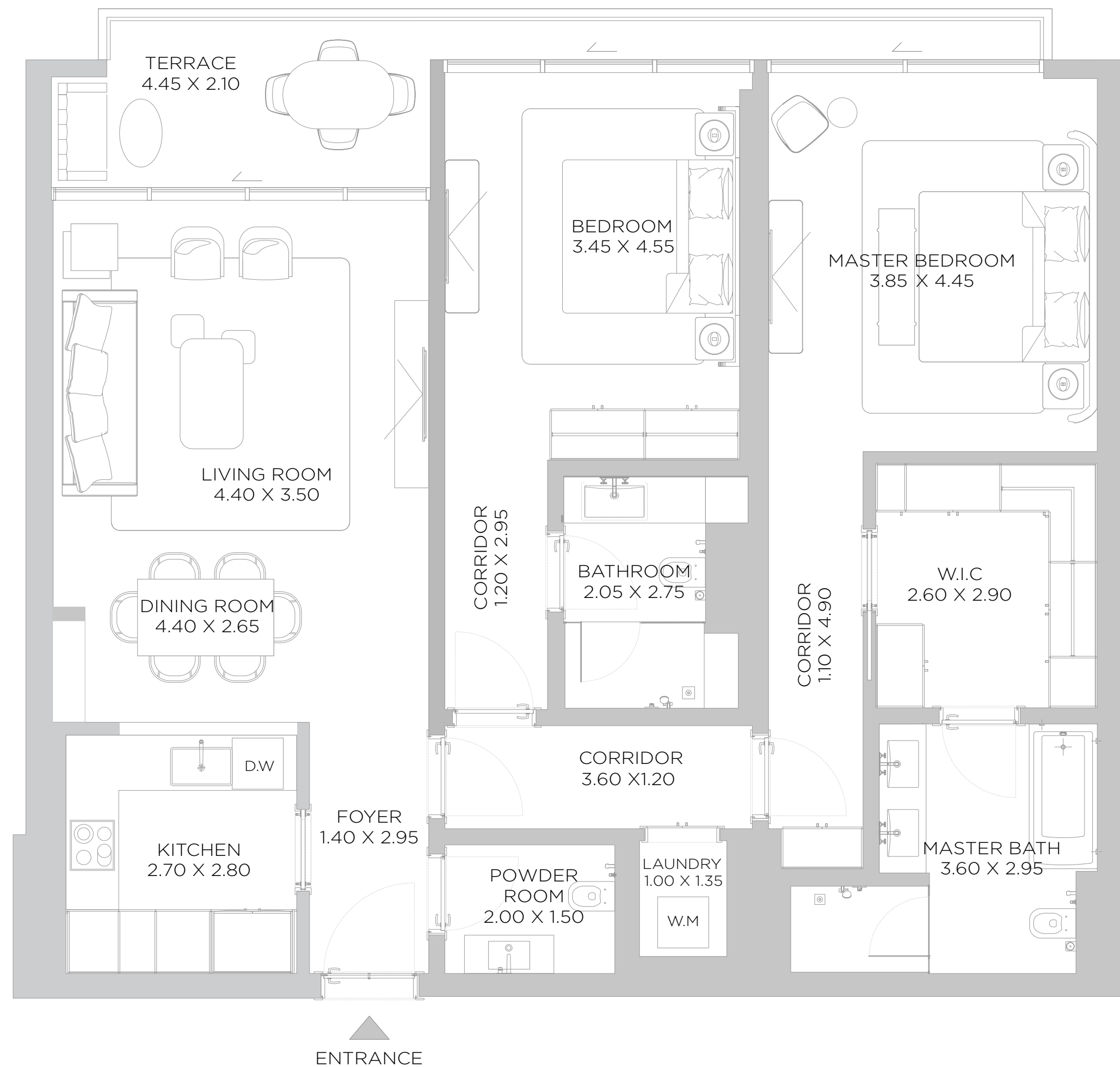
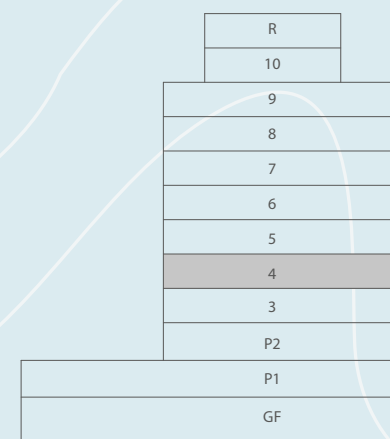
LEVEL 04 UNIT 03

SUITE AREA	1367	SQ.FT	127.04	SQ.M.
BALCONY AREA	137	SQ.FT	12.64	SQ.M.
TOTAL AREA	1504	SQ.FT	139.68	SQ.M.

KEY PLAN



ELEVATION



FOURTH FLOOR PLAN

DISCLAIMER: All measurements, dimensions, coordinates and drawings, given as the Floor Plans in the literature are approximate and provided only for the purpose of marketing, illustration, information and general guidance as such drawings are not to scale. All the rooms, sizes, locations, orientations, dimensions, fixtures, fittings, finishes and specifications (including materials for, placement, size of rooms, windows, doors, balcony, furniture's inbuilt wardrobe etc.) provided in the floor plans may vary as the same have been taken from concept designs prior the actual development/construction and therefore their accuracy in relation to actual construction cannot be confirmed. Hence, we make no guarantee, warranty or representation as to the accuracy and completeness of the floor plan information as changes may be made during the development process, without notice. Always refer to latest IFC design available in the sales office for the most accurate representation of all construction details.

A4

2 BEDROOM

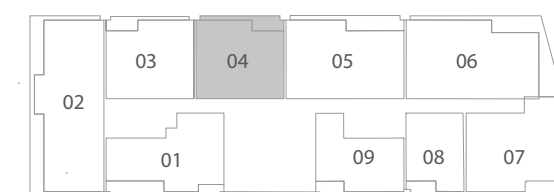
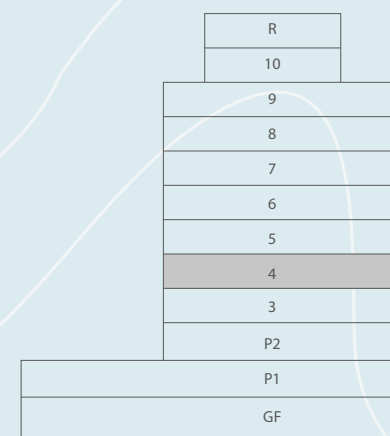
LEVEL 04 UNIT 04

SUITE AREA	1365	SQ.FT	126.81	SQ.M.
BALCONY AREA	136	SQ.FT	12.64	SQ.M.
TOTAL AREA	1501	SQ.FT	139.45	SQ.M.

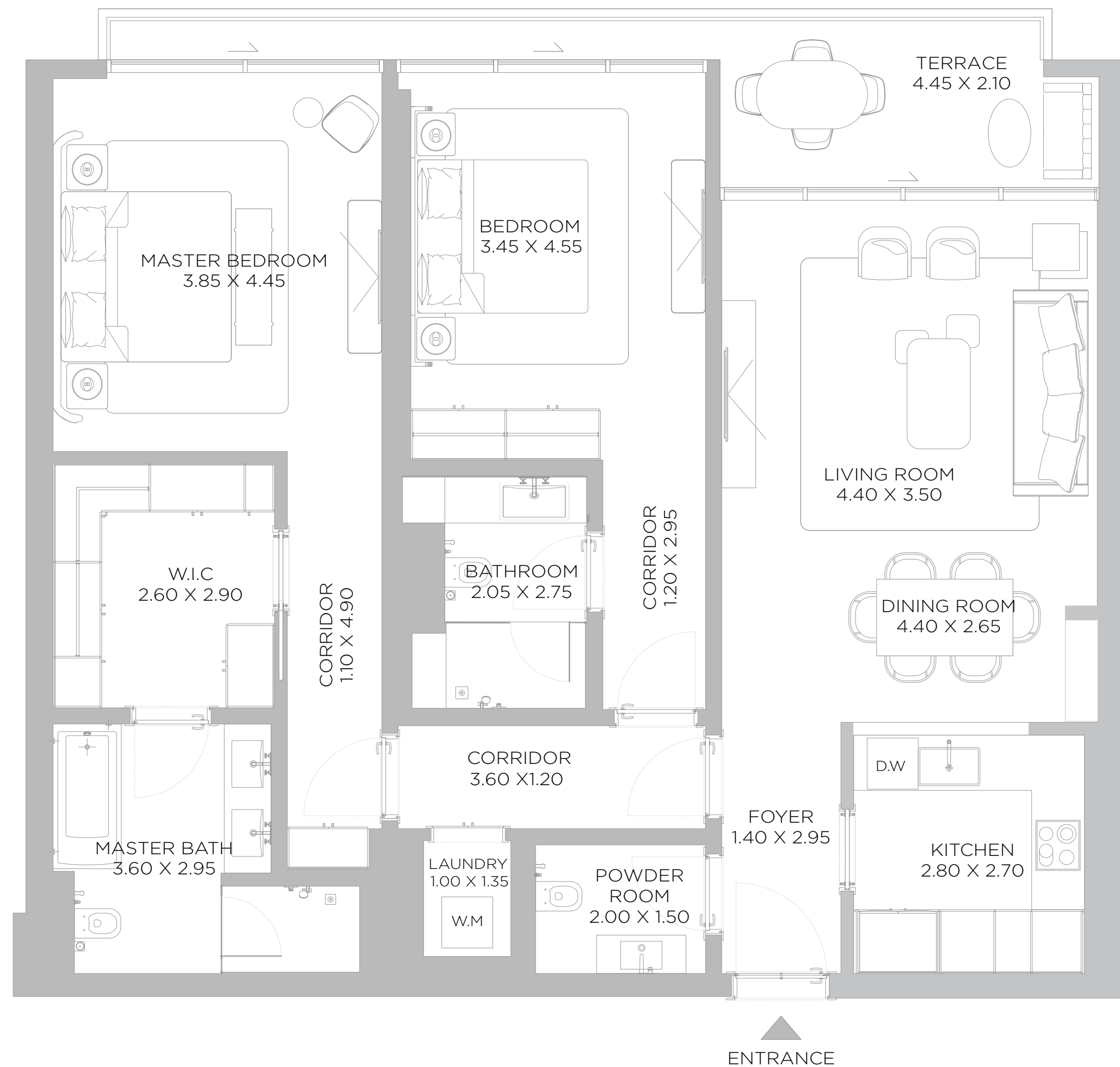
KEY PLAN



ELEVATION



FOURTH FLOOR PLAN



A4

3 BEDROOM

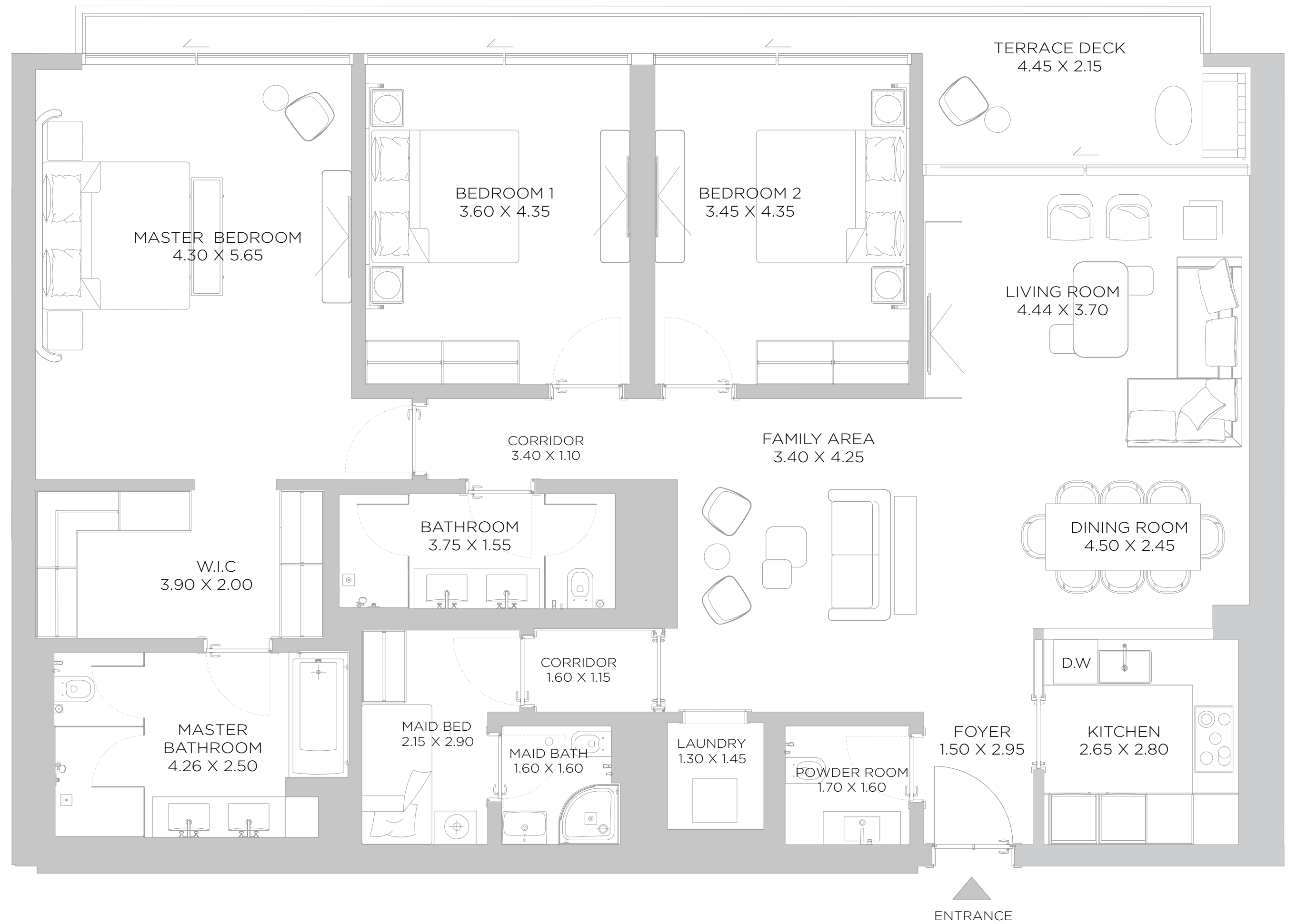
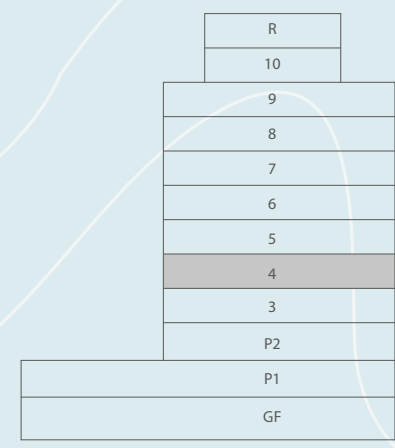
LEVEL 04 UNIT 05
 OPTION 01

SUITE AREA	1858 SQ.FT	172.62 SQ.M.
BALCONY AREA	166 SQ.FT	15.46 SQ.M.
TOTAL AREA	2024 SQ.FT	188.08 SQ.M.

KEY PLAN



ELEVATION



FOURTH FLOOR PLAN

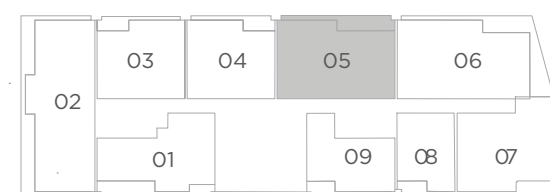
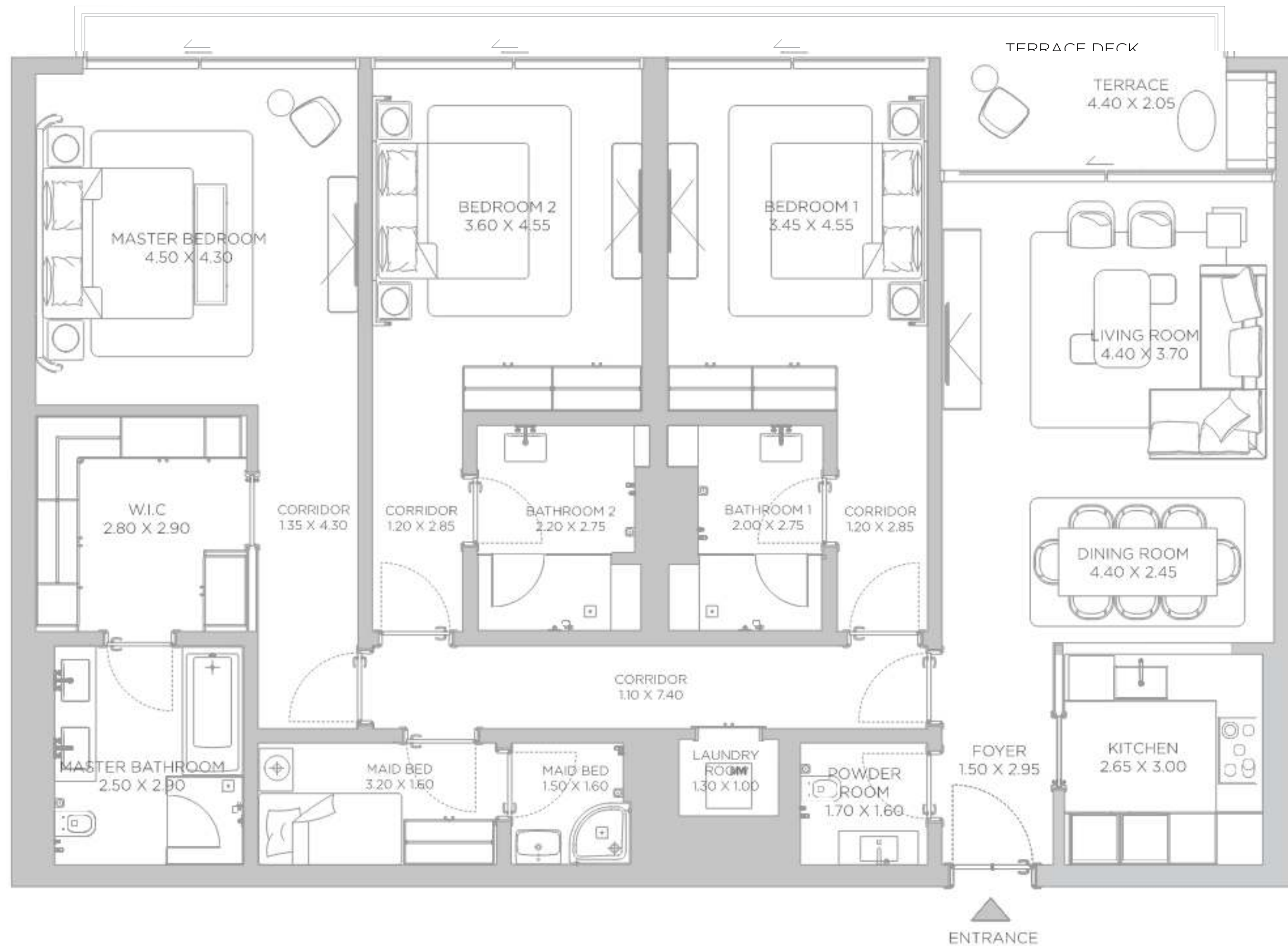
DISCLAIMER: All measurements, dimensions, coordinates and drawings, given as the Floor Plans in the literature are approximate and provided only for the purpose of marketing, illustration, information and general guidance as such drawings are not to scale. All the rooms, sizes, locations, orientations, dimensions, fixtures, fittings, finishes and specifications (including materials for, placement, size of rooms, windows, doors, balcony, furniture's inbuilt wardrobe etc.) provided in the floor plans may vary as the same have been taken from concept designs prior the actual development/construction and therefore their accuracy in relation to actual construction cannot be confirmed. Hence, we make no guarantee, warranty or representation as to the accuracy and completeness of the floor plan information as changes may be made during the development process, without notice. Always refer to latest IFC design available in the sales office for the most accurate representation of all construction details.

A4

3 BEDROOM

LEVEL 04 UNIT 05
 OPTION 02

SUITE AREA	1858 SQ.FT	172.62 SQ.M.
BALCONY AREA	166 SQ.FT	15.46 SQ.M.
TOTAL AREA	2024 SQ.FT	188.08 SQ.M.

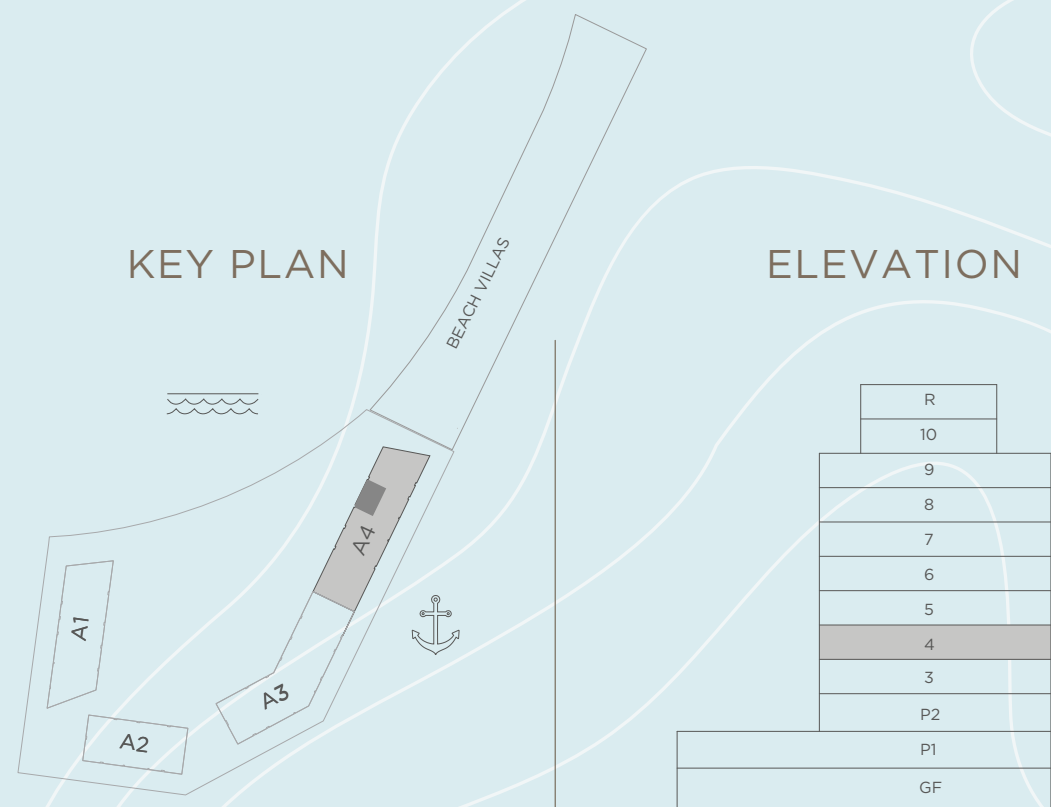


FOURTH FLOOR PLAN

DISCLAIMER: All measurements, dimensions, coordinates and drawings, given as the Floor Plans in the literature are approximate and provided only for the purpose of marketing, illustration, information and general guidance as such drawings are not to scale. All the rooms, sizes, locations, orientations, dimensions, fixtures, fittings, finishes and specifications (including materials for, placement, size of rooms, windows, doors, balcony, furniture's inbuilt wardrobe etc.) provided in the floor plans may vary as the same have been taken from concept designs prior to the actual development/construction and therefore their accuracy in relation to actual construction cannot be confirmed. Hence, we make no guarantee, warranty or representation as to the accuracy and completeness of the floor plan information as changes may be made during the development process, without notice. Always refer to latest IFC design available in the sales office for the most accurate representation of all construction details.

KEY PLAN

ELEVATION



A4

3 BEDROOM

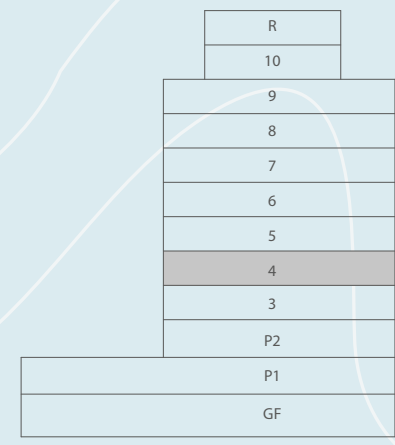
LEVEL 04 UNIT 06

SUITE AREA	2025	SQ.FT	188.1	SQ.M.
BALCONY AREA	441	SQ.FT	41.02	SQ.M.
TOTAL AREA	2466	SQ.FT	229.12	SQ.M.

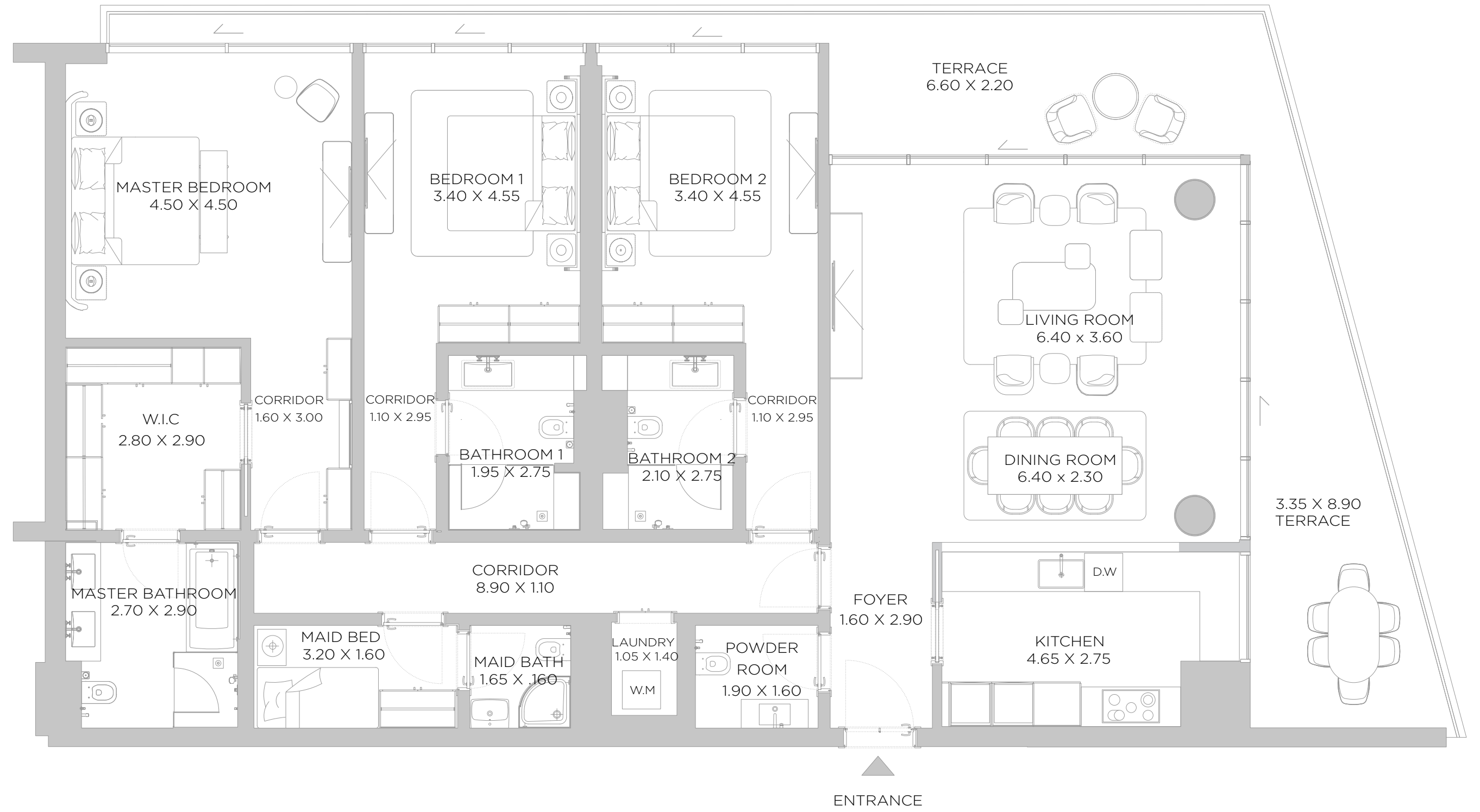
KEY PLAN



ELEVATION



FOURTH FLOOR PLAN



A4

2 BEDROOM

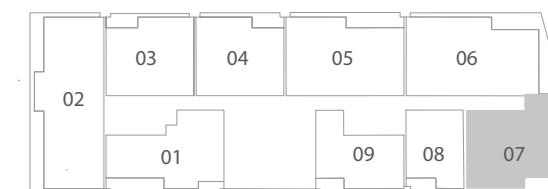
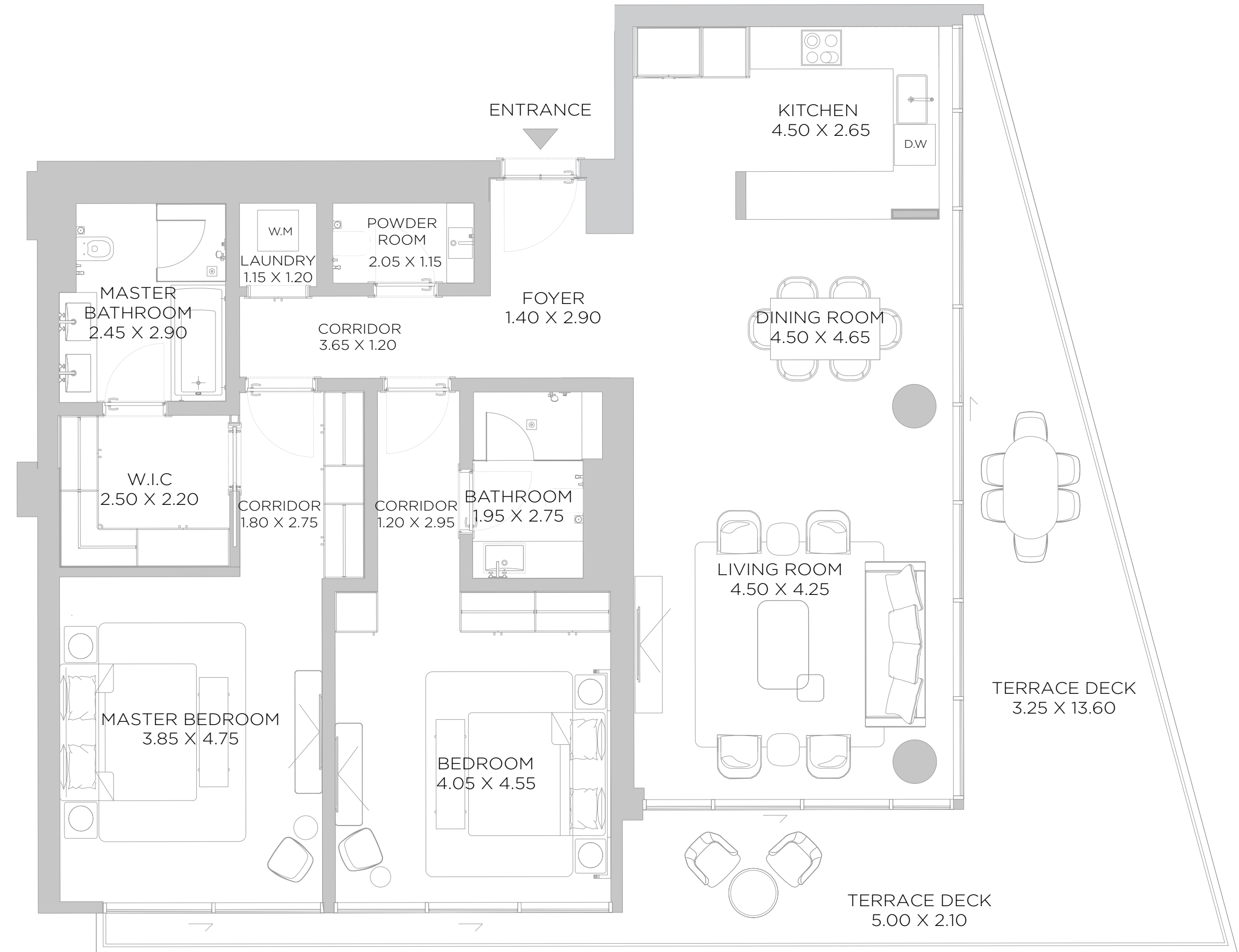
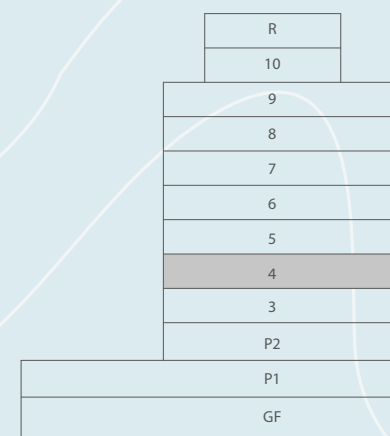
LEVEL 04 UNIT 07

SUITE AREA	1565	SQ.FT	145.37	SQ.M.
BALCONY AREA	451	SQ.FT	41.89	SQ.M.
TOTAL AREA	2016	SQ.FT	187.26	SQ.M.

KEY PLAN



ELEVATION



FOURTH FLOOR PLAN

DISCLAIMER: All measurements, dimensions, coordinates and drawings, given as the Floor Plans in the literature are approximate and provided only for the purpose of marketing, illustration, information and general guidance as such drawings are not to scale. All the rooms, sizes, locations, orientations, dimensions, fixtures, fittings, finishes and specifications (including materials for, placement, size of rooms, windows, doors, balcony, furniture's inbuilt wardrobe etc.) provided in the floor plans may vary as the same have been taken from concept designs prior the actual development/construction and therefore their accuracy in relation to actual construction cannot be confirmed. Hence, we make no guarantee, warranty or representation as to the accuracy and completeness of the floor plan information as changes may be made during the development process, without notice. Always refer to latest IFC design available in the sales office for the most accurate representation of all construction details.

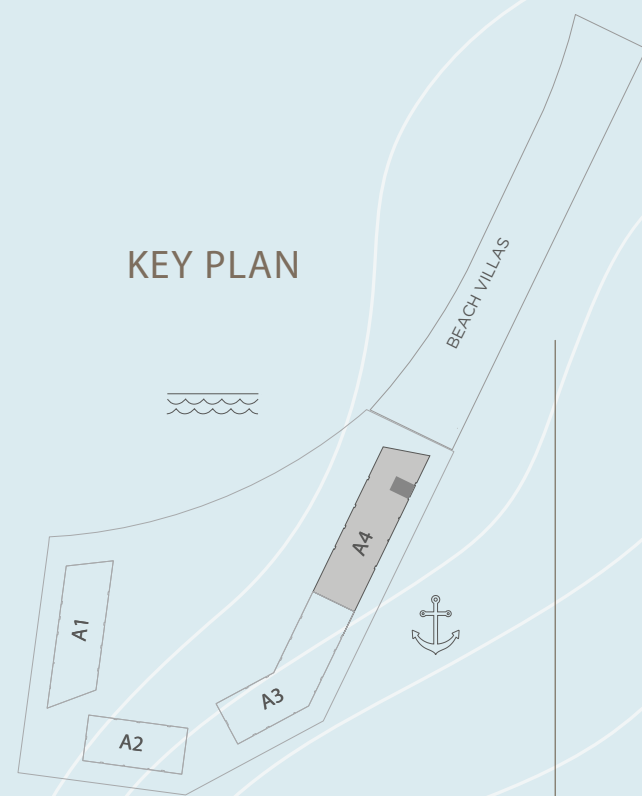
A4

1 BEDROOM

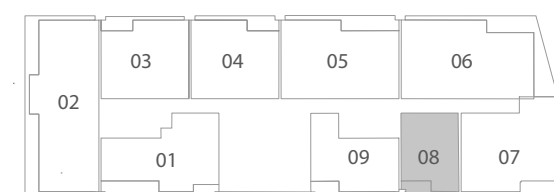
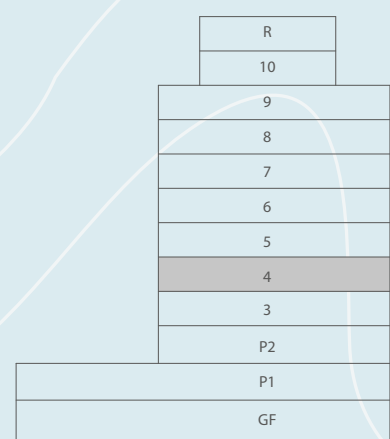
LEVEL 04 UNIT 08

SUITE AREA	893 SQ.FT	82.94 SQ.M.
BALCONY AREA	108 SQ.FT	10.02 SQ.M.
TOTAL AREA	1001 SQ.FT	92.96 SQ.M.

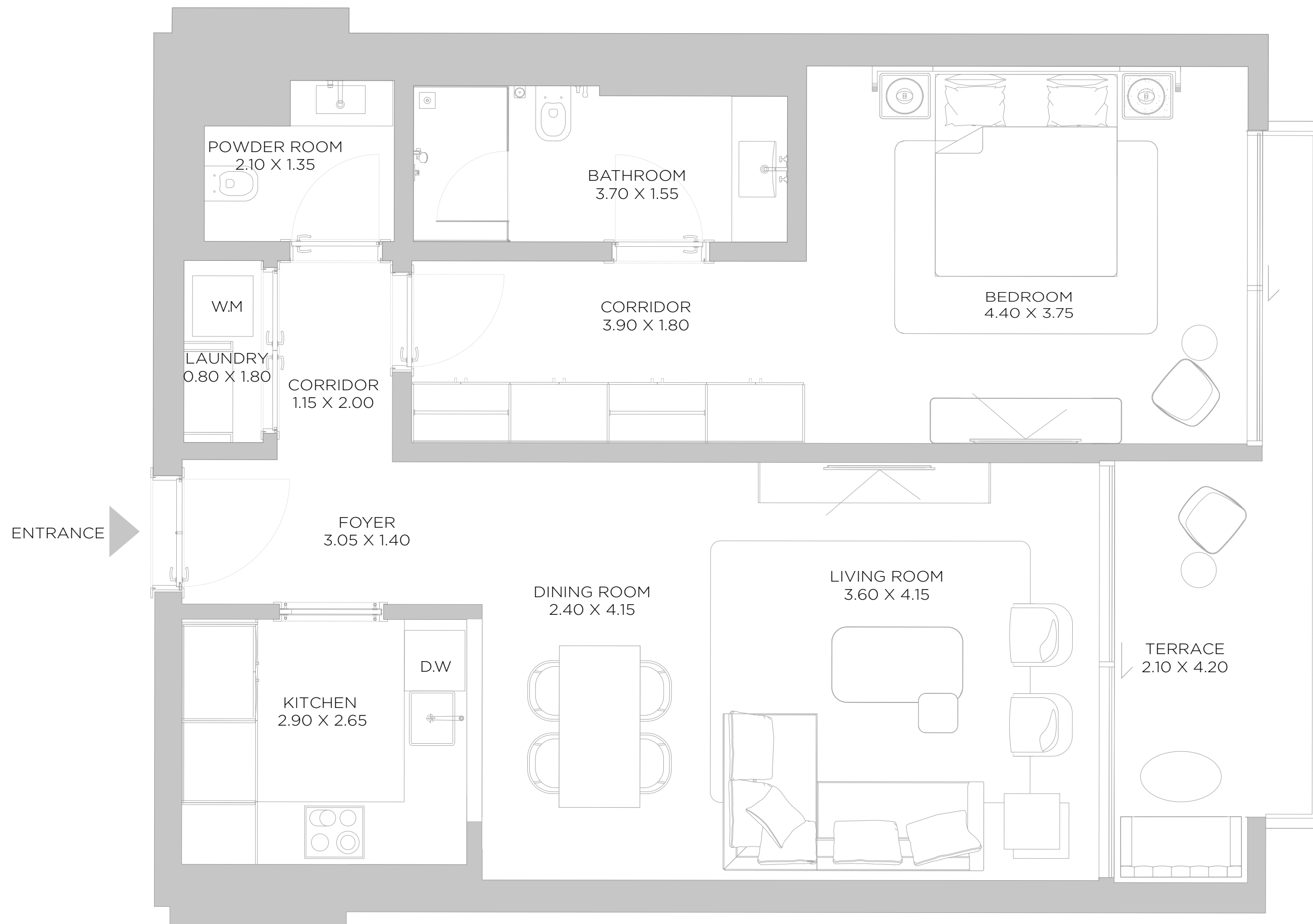
KEY PLAN



ELEVATION



FOURTH FLOOR PLAN



DISCLAIMER: All measurements, dimensions, coordinates and drawings, given as the Floor Plans in the literature are approximate and provided only for the purpose of marketing, illustration, information and general guidance as such drawings are not to scale. All the rooms, sizes, locations, orientations, dimensions, fixtures, fittings, finishes and specifications (including materials for, placement, size of rooms, windows, doors, balcony, furniture's inbuilt wardrobe etc.) provided in the floor plans may vary as the same have been taken from concept designs prior the actual development/construction and therefore their accuracy in relation to actual construction cannot be confirmed. Hence, we make no guarantee, warranty or representation as to the accuracy and completeness of the floor plan information as changes may be made during the development process, without notice. Always refer to latest IFC design available in the sales office for the most accurate representation of all construction details.

A4

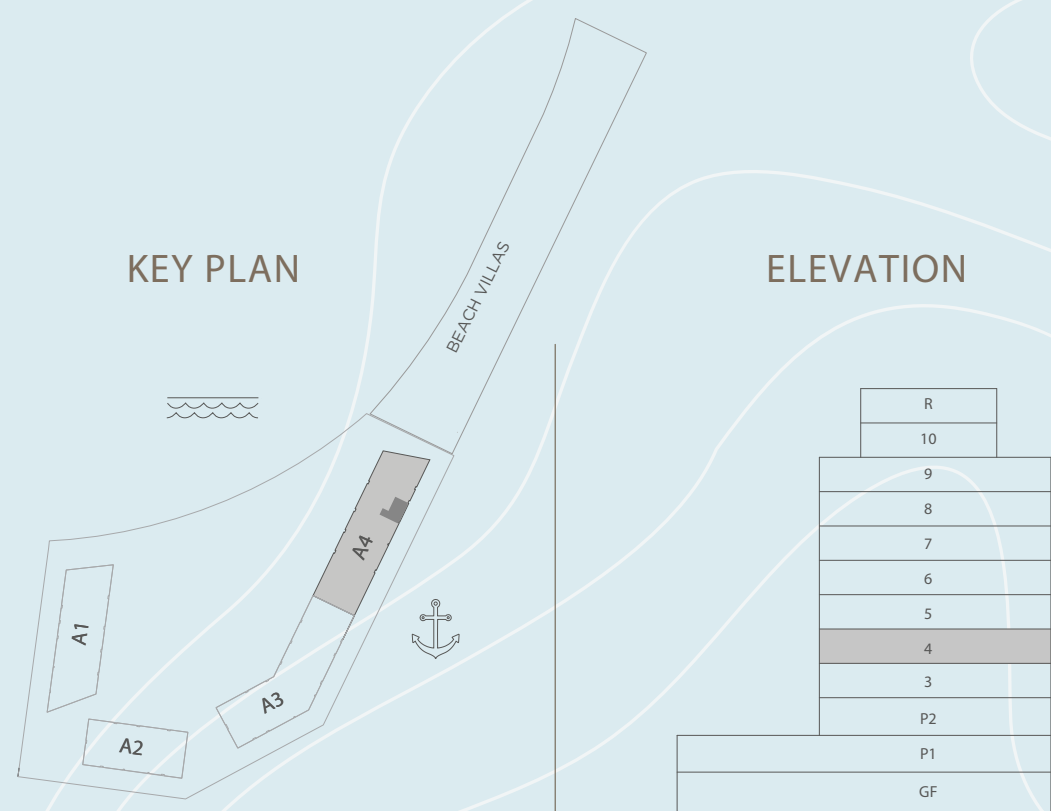
1 BEDROOM

LEVEL 04 UNIT 09

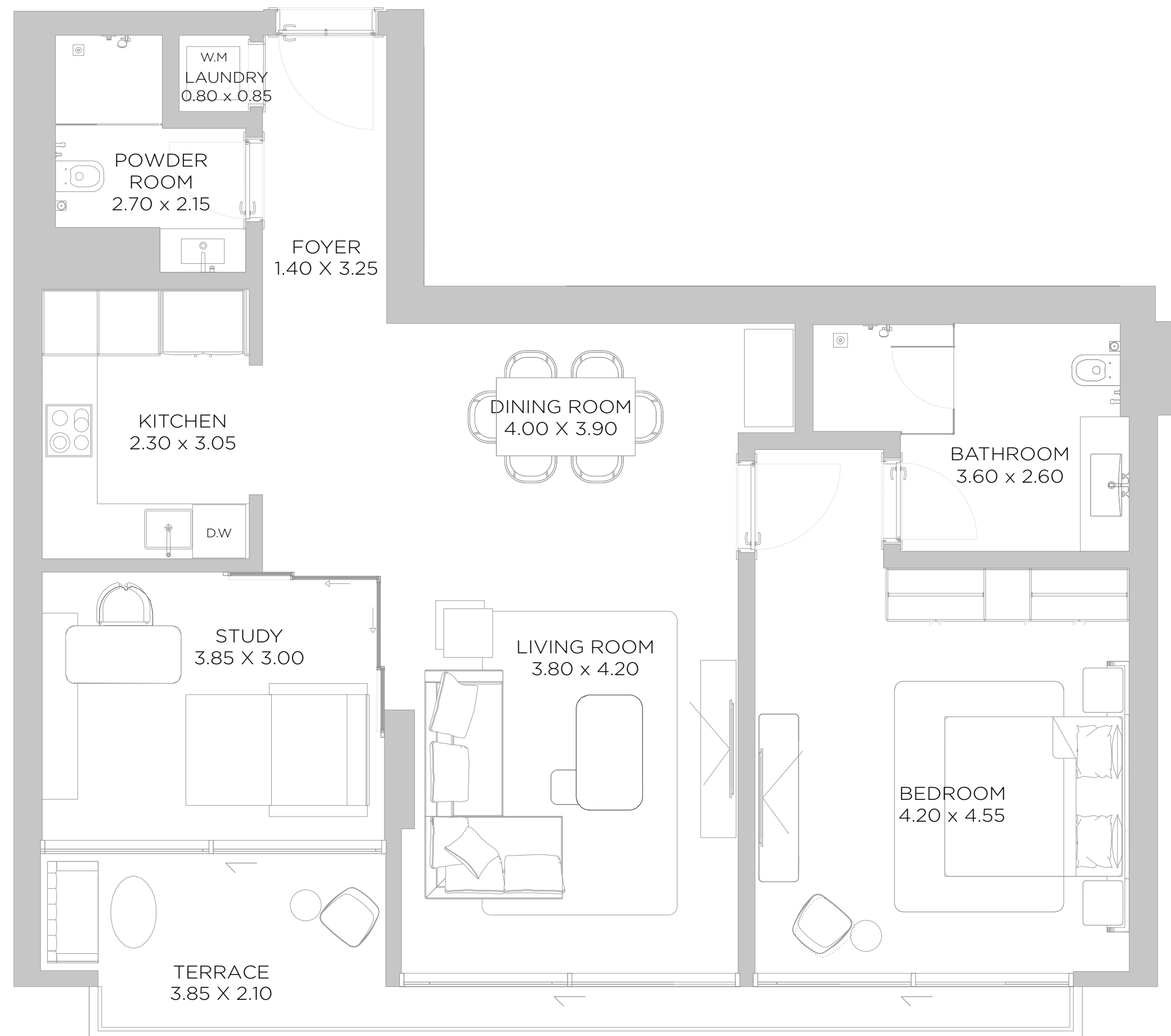
SUITE AREA	1107 SQ.FT	102.84 SQ.M.
BALCONY AREA	129 SQ.FT	11.97 SQ.M.
TOTAL AREA	1236 SQ.FT	114.81 SQ.M.

KEY PLAN

ELEVATION



ENTRANCE



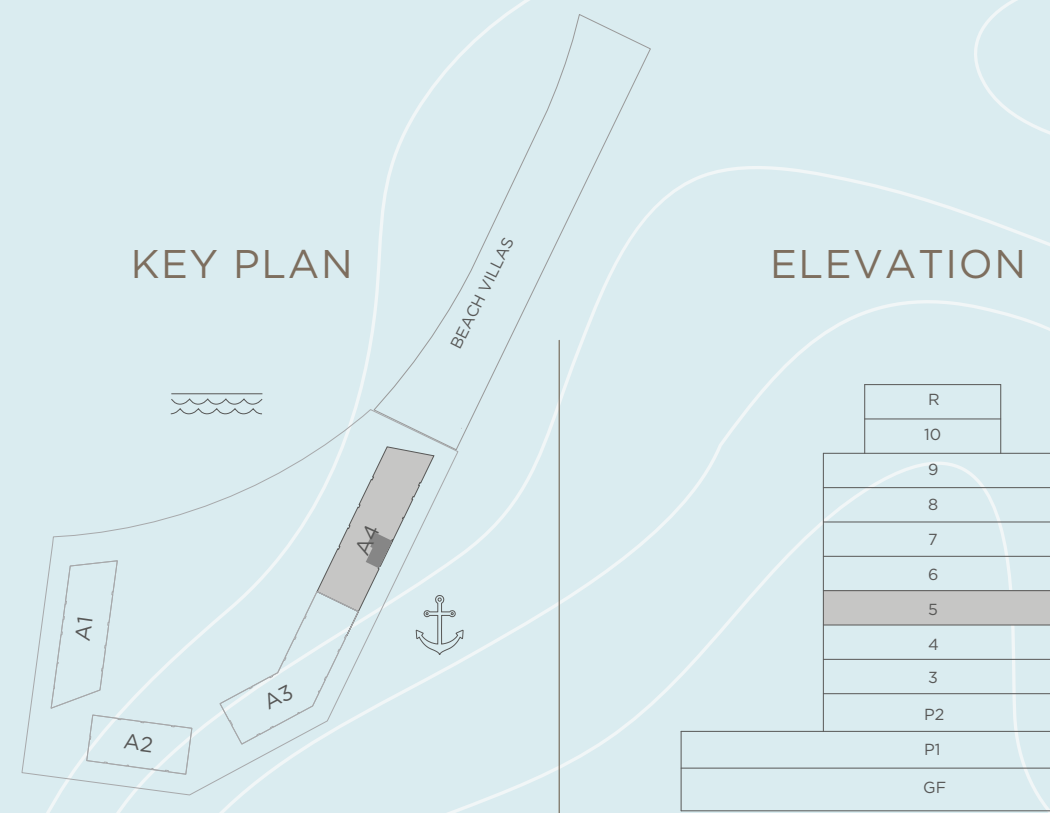
FOURTH FLOOR PLAN

DISCLAIMER: All measurements, dimensions, coordinates and drawings, given as the Floor Plans in the literature are approximate and provided only for the purpose of marketing, illustration, information and general guidance as such drawings are not to scale. All the rooms, sizes, locations, orientations, dimensions, fixtures, fittings, finishes and specifications (including materials for, placement, size of rooms, windows, doors, balcony, furniture's inbuilt wardrobe etc.) provided in the floor plans may vary as the same have been taken from concept designs prior the actual development/construction and therefore their accuracy in relation to actual construction cannot be confirmed. Hence, we make no guarantee, warranty or representation as to the accuracy and completeness of the floor plan information as changes may be made during the development process, without notice. Always refer to latest IFC design available in the sales office for the most accurate representation of all construction details.

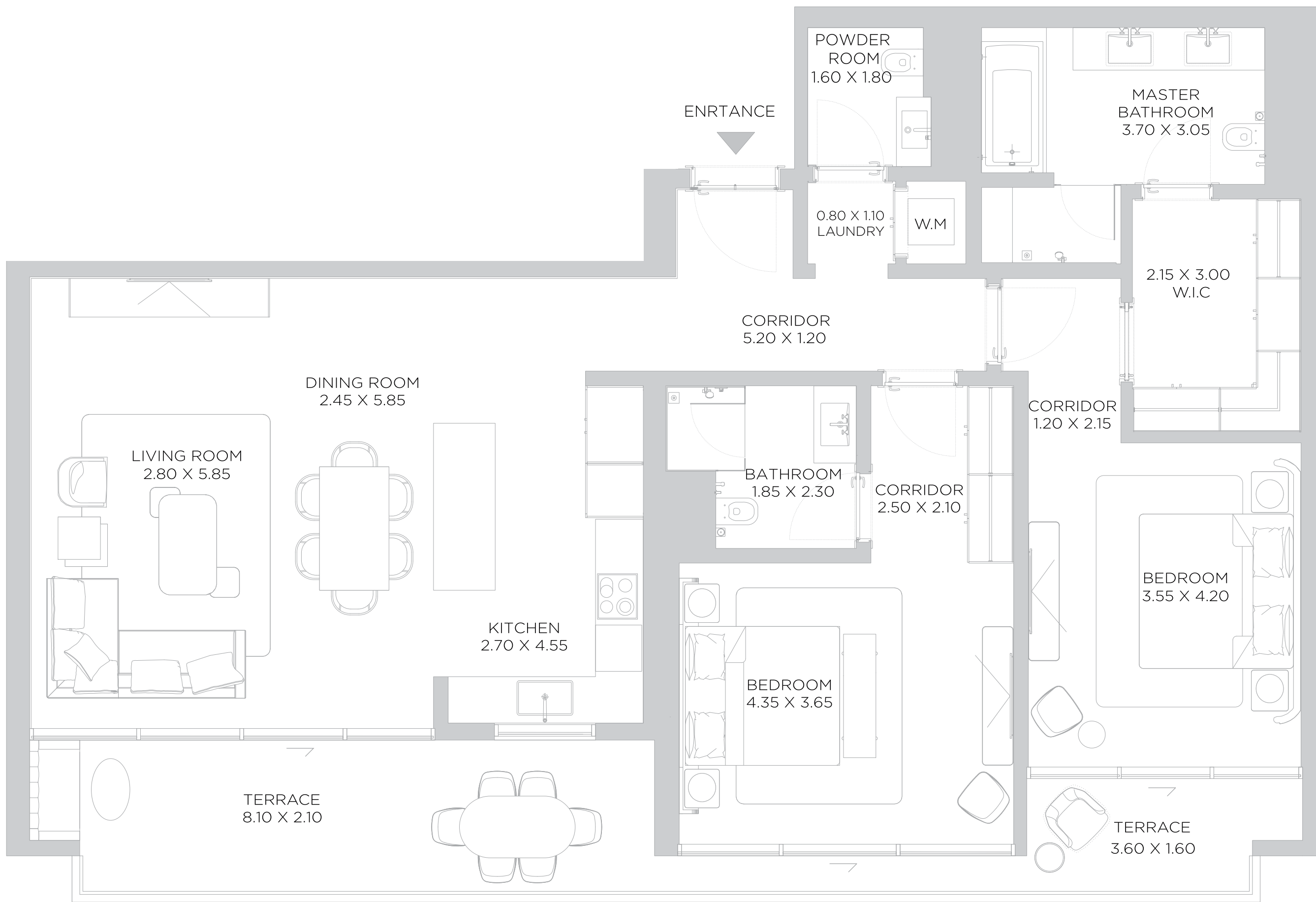
A4

2 BEDROOM
 LEVEL 05 UNIT 01

SUITE AREA	1437	SQ.FT	133.46	SQ.M.
BALCONY AREA	262	SQ.FT	24.37	SQ.M.
TOTAL AREA	1699	SQ.FT	157.83	SQ.M.



FIFTH FLOOR PLAN



A4

3 BEDROOM

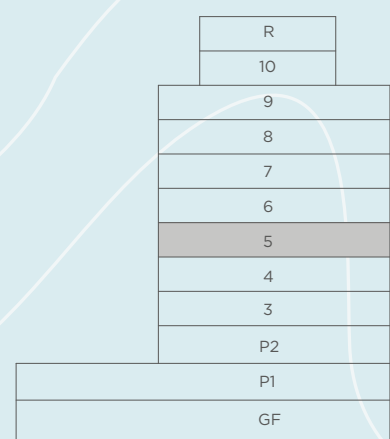
LEVEL 05 UNIT 02

SUITE AREA	2231	SQ.FT	207.29	SQ.M.
BALCONY AREA	518	SQ.FT	48.07	SQ.M.
TOTAL AREA	2749	SQ.FT	255.36	SQ.M.

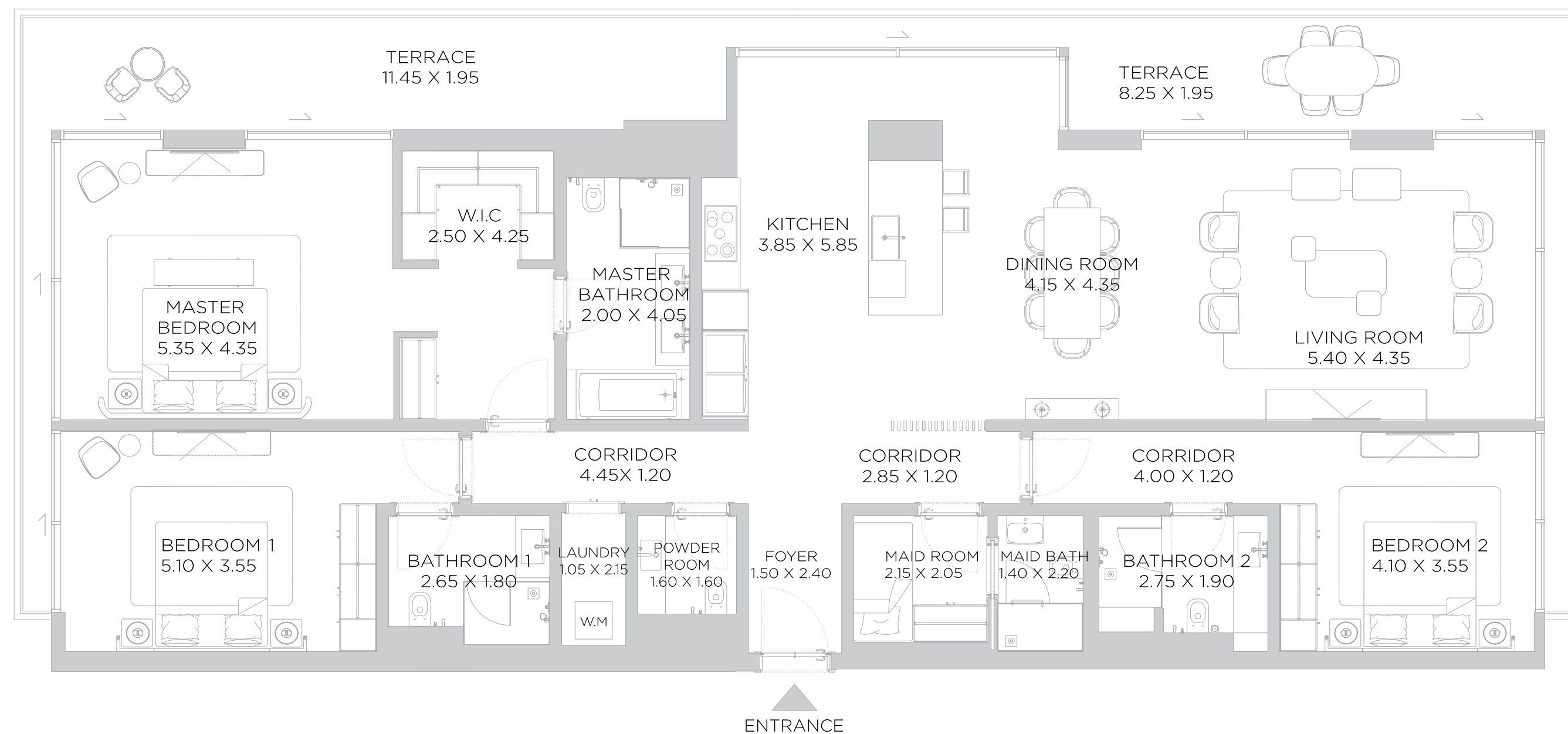
KEY PLAN



ELEVATION



FIFTH FLOOR PLAN



A4

2 BEDROOM

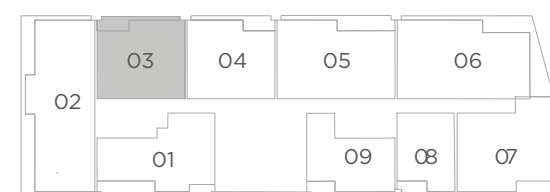
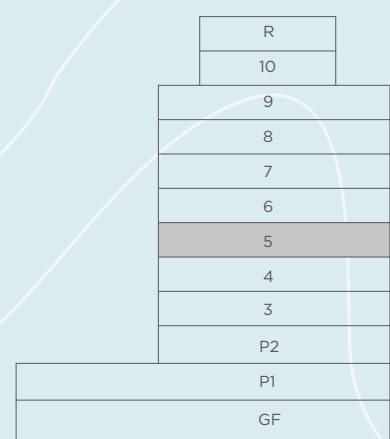
LEVEL 05 UNIT 03

SUITE AREA	1368	SQ.FT	127.05	SQ.M.
BALCONY AREA	136	SQ.FT	12.64	SQ.M.
TOTAL AREA	1504	SQ.FT	139.69	SQ.M.

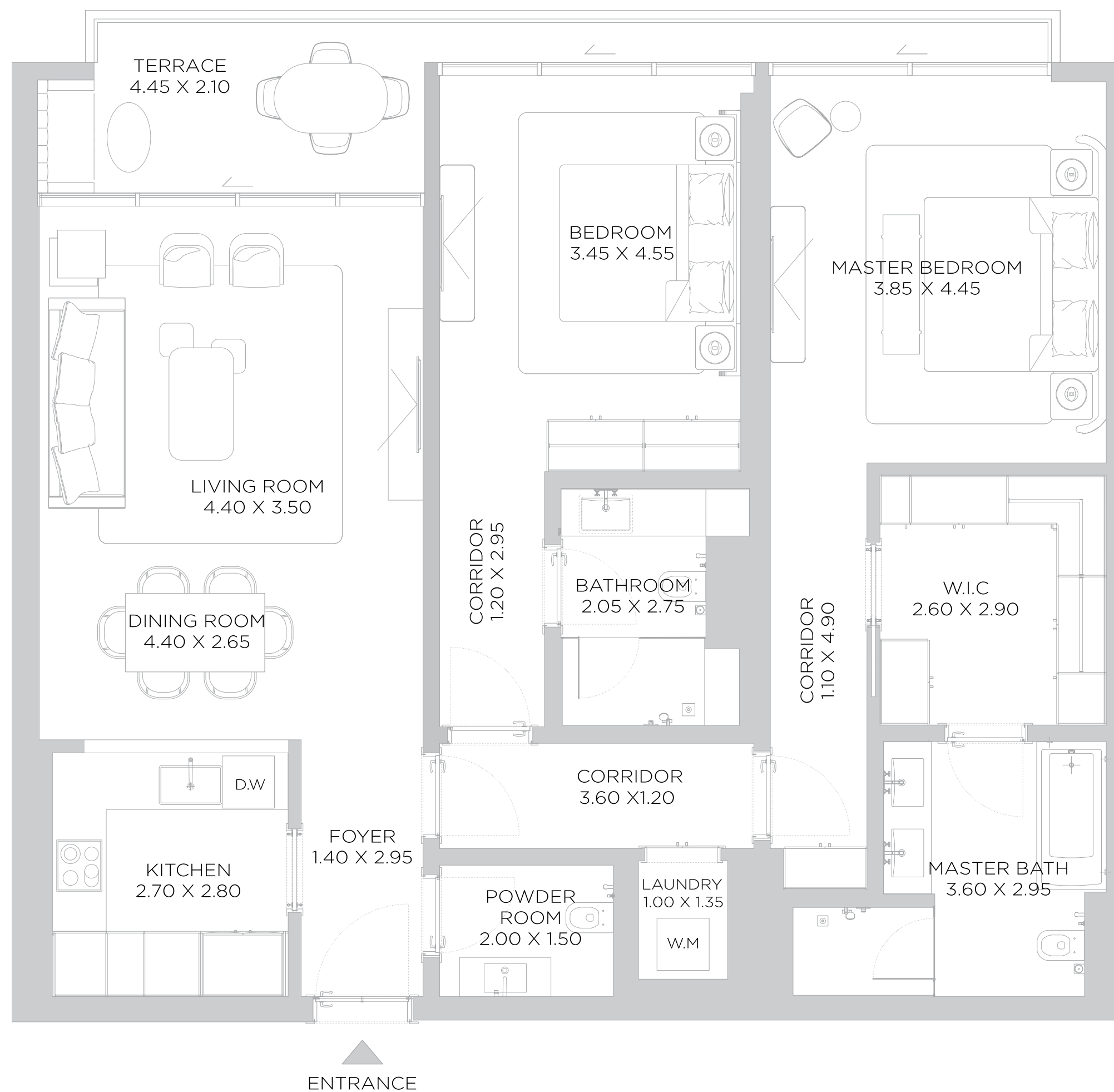
KEY PLAN



ELEVATION



FIFTH FLOOR PLAN



A4

2 BEDROOM

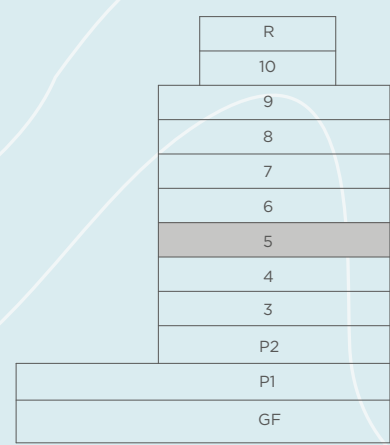
LEVEL 05 UNIT 04

SUITE AREA	1365	SQ.FT	126.79	SQ.M.
BALCONY AREA	136	SQ.FT	12.64	SQ.M.
TOTAL AREA	1501	SQ.FT	139.43	SQ.M.

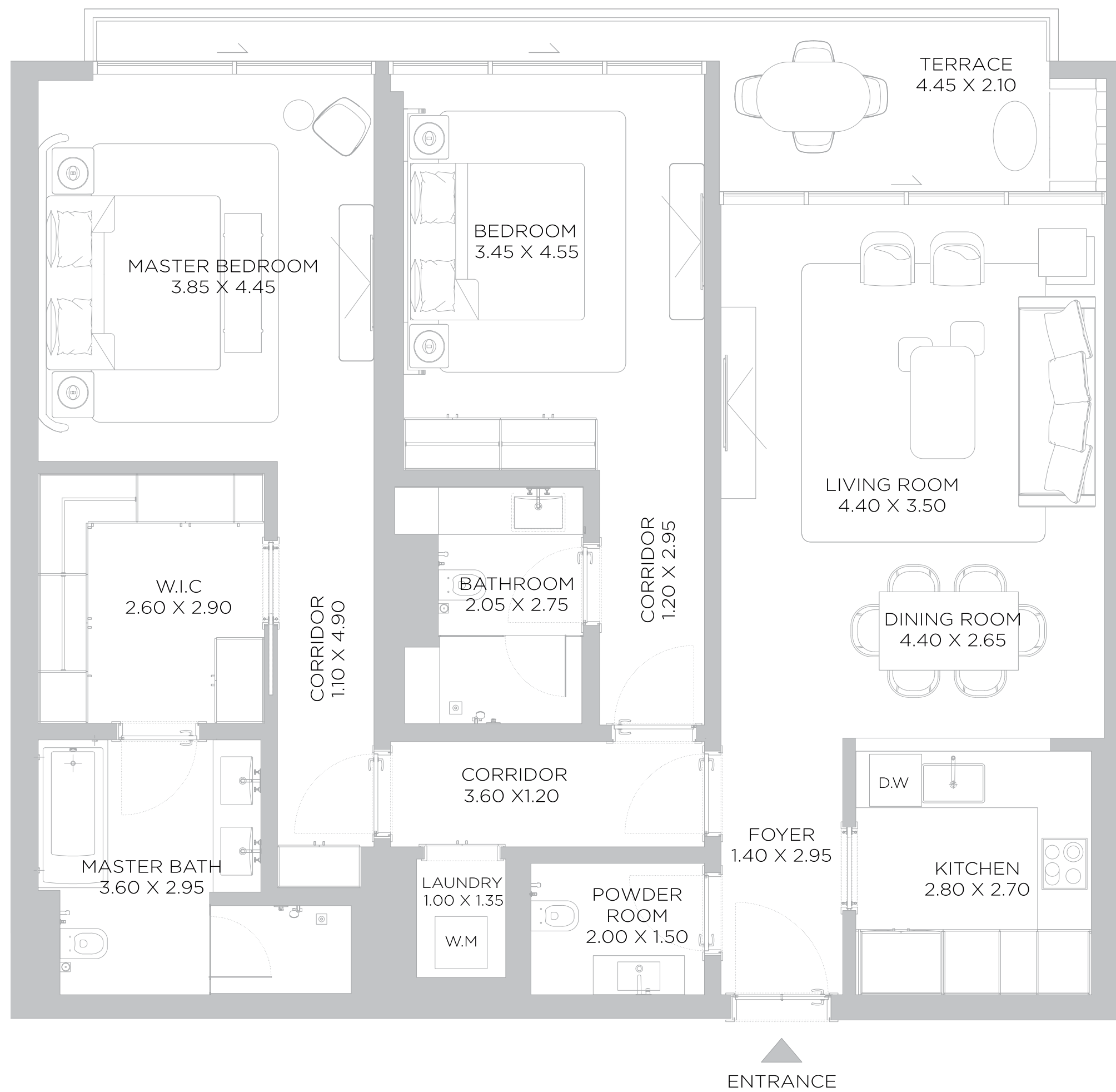
KEY PLAN



ELEVATION



FIFTH FLOOR PLAN



A4

2 BEDROOM

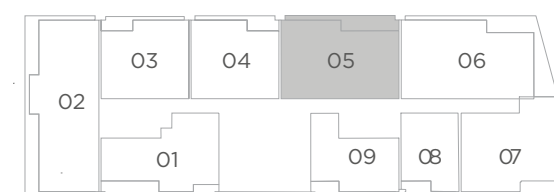
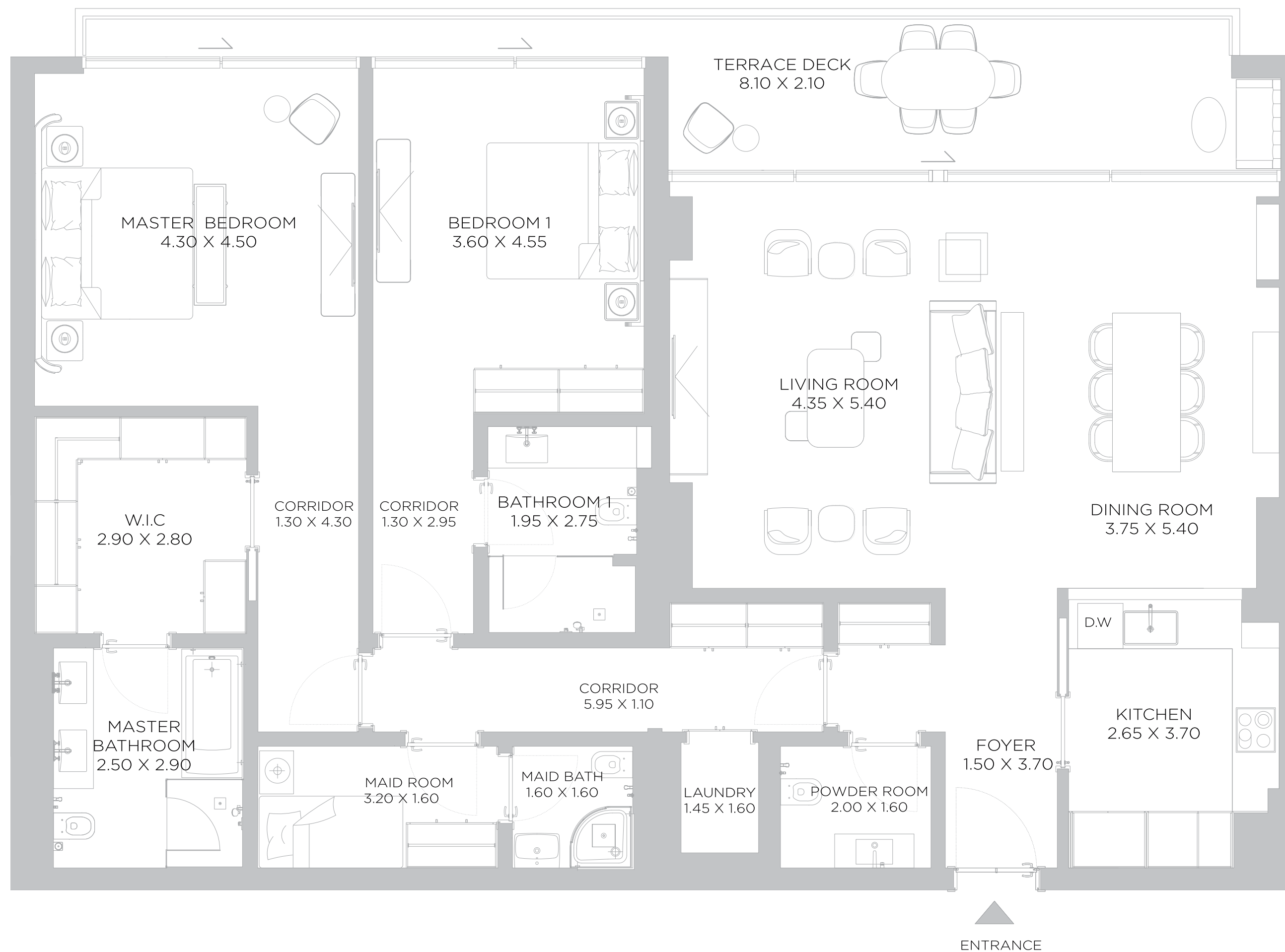
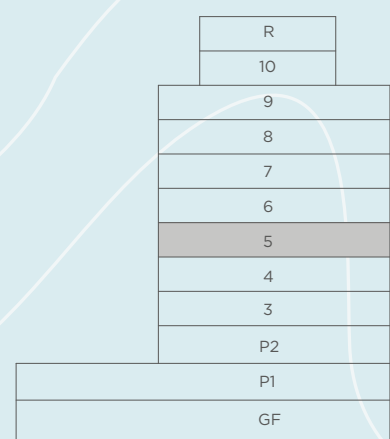
LEVEL 05 UNIT 05

SUITE AREA	1799	SQ.FT	167.12	SQ.M.
BALCONY AREA	226	SQ.FT	20.99	SQ.M.
TOTAL AREA	2025	SQ.FT	188.11	SQ.M.

KEY PLAN



ELEVATION



FIFTH FLOOR PLAN

DISCLAIMER: All measurements, dimensions, coordinates and drawings, given as the Floor Plans in the literature are approximate and provided only for the purpose of marketing, illustration, information and general guidance as such drawings are not to scale. All the rooms, sizes, locations, orientations, dimensions, fixtures, fittings, finishes and specifications (including materials for, placement, size of rooms, windows, doors, balcony, furniture's inbuilt wardrobe etc.) provided in the floor plans may vary as the same have been taken from concept designs prior to the actual development/construction and therefore their accuracy in relation to actual construction cannot be confirmed. Hence, we make no guarantee, warranty or representation as to the accuracy and completeness of the floor plan information as changes may be made during the development process, without notice. Always refer to latest IFC design available in the sales office for the most accurate representation of all construction details.

A4

3 BEDROOM

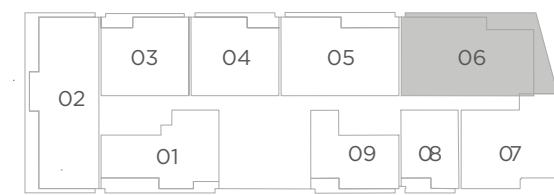
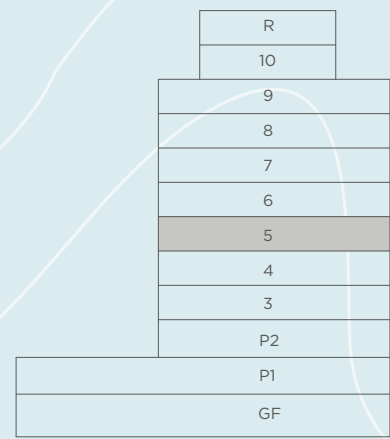
LEVEL 05 UNIT 06

SUITE AREA	2024 SQ.FT	188.08 SQ.M.
BALCONY AREA	442 SQ.FT	41.02 SQ.M.
TOTAL AREA	2466 SQ.FT	229.10 SQ.M.

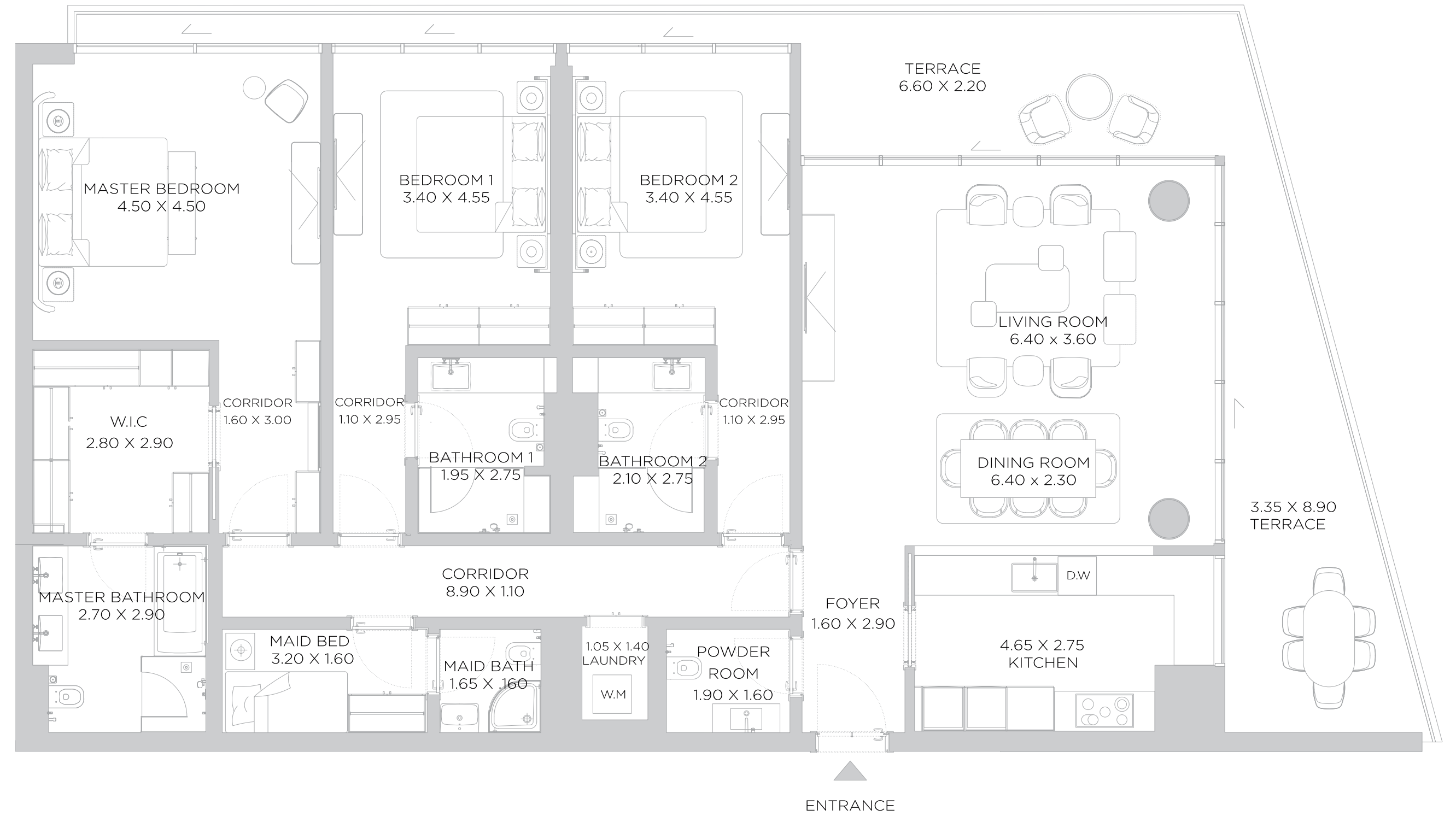
KEY PLAN



ELEVATION



FIFTH FLOOR PLAN



A4

2 BEDROOM

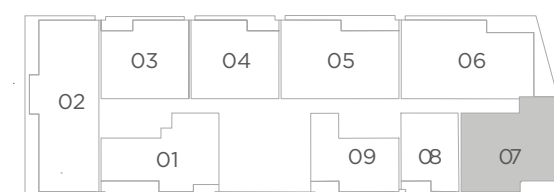
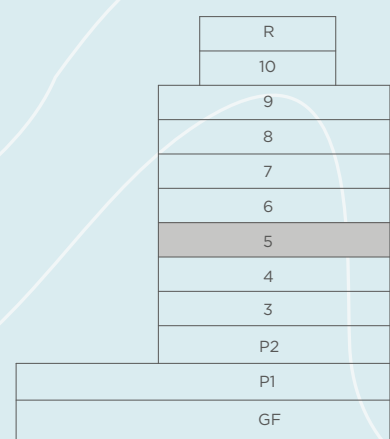
LEVEL 05 UNIT 07

SUITE AREA	1565	SQ.FT	145.39	SQ.M.
BALCONY AREA	451	SQ.FT	41.89	SQ.M.
TOTAL AREA	2016	SQ.FT	187.28	SQ.M.

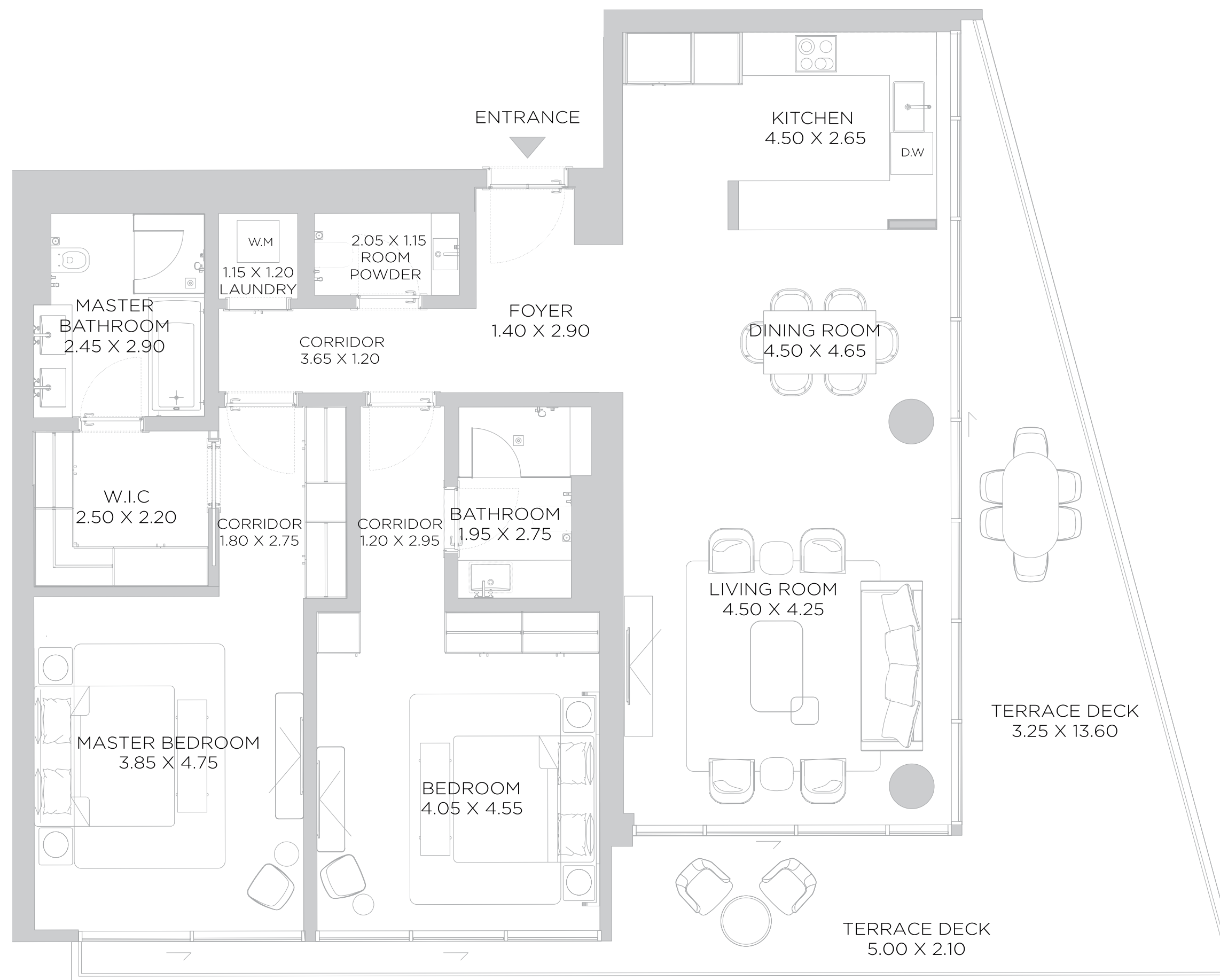
KEY PLAN



ELEVATION



FIFTH FLOOR PLAN



A4

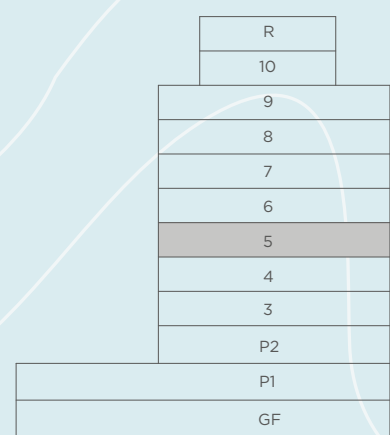
1 BEDROOM
 LEVEL 05 UNIT 08

SUITE AREA	893 SQ.FT	82.94 SQ.M.
BALCONY AREA	108 SQ.FT	10.02 SQ.M.
TOTAL AREA	1001 SQ.FT	92.96 SQ.M.

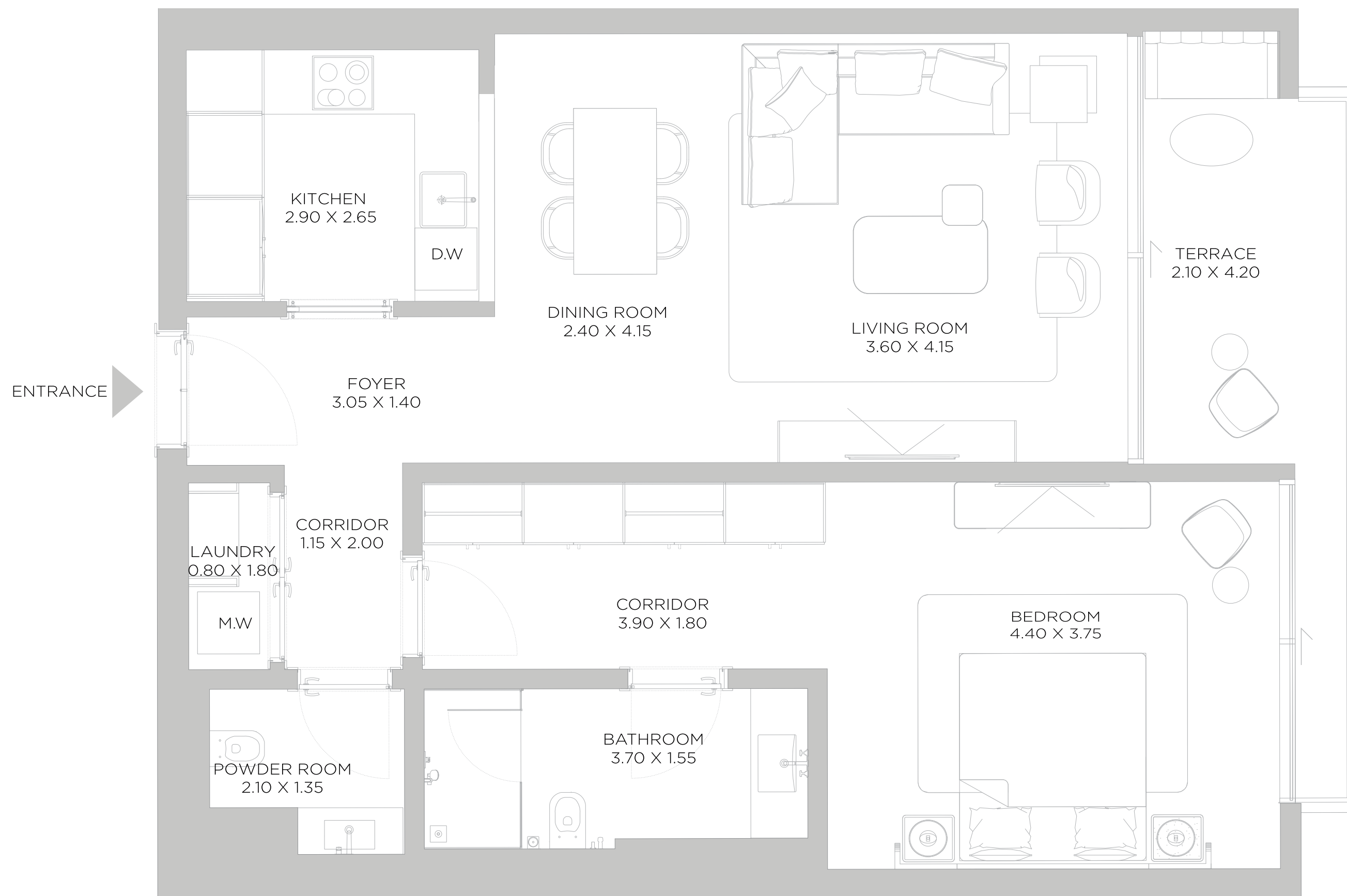
KEY PLAN



ELEVATION



BAY RESIDENCES DUBAI ISLANDS



FIFTH FLOOR PLAN

DISCLAIMER: All measurements, dimensions, coordinates and drawings, given as the Floor Plans in the literature are approximate and provided only for the purpose of marketing, illustration, information and general guidance as such drawings are not to scale. All the rooms, sizes, locations, orientations, dimensions, fixtures, fittings, finishes and specifications (including materials for, placement, size of rooms, windows, doors, balcony, furniture's inbuilt wardrobe etc.) provided in the floor plans may vary as the same have been taken from concept designs prior the actual development/construction and therefore their accuracy in relation to actual construction cannot be confirmed. Hence, we make no guarantee, warranty or representation as to the accuracy and completeness of the floor plan information as changes may be made during the development process, without notice. Always refer to latest IFC design available in the sales office for the most accurate representation of all construction details.

A4

1 BEDROOM

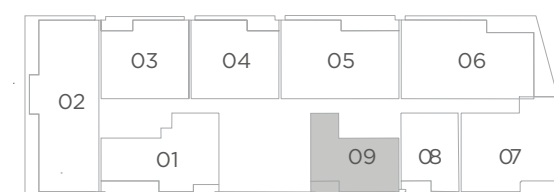
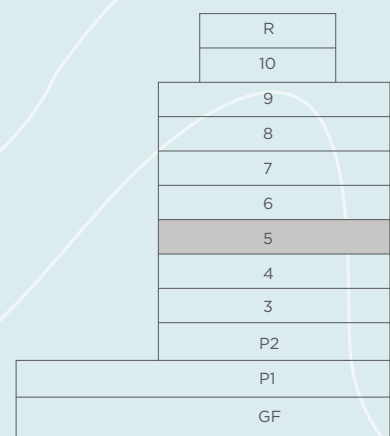
LEVEL 05 UNIT 09

SUITE AREA	1108	SQ.FT	102.95	SQ.M.
BALCONY AREA	129	SQ.FT	11.97	SQ.M.
TOTAL AREA	1237	SQ.FT	114.92	SQ.M.

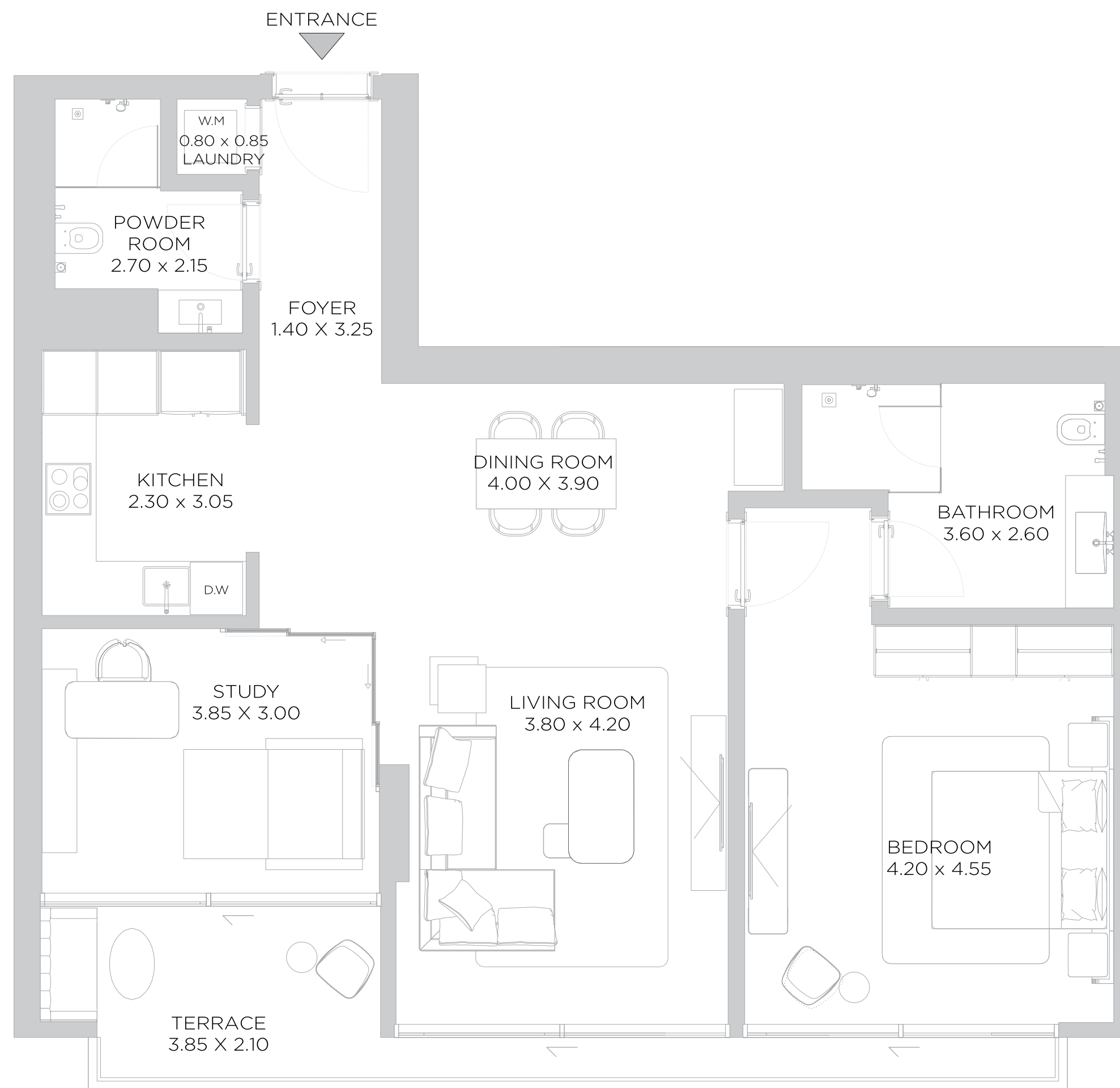
KEY PLAN



ELEVATION



FIFTH FLOOR PLAN

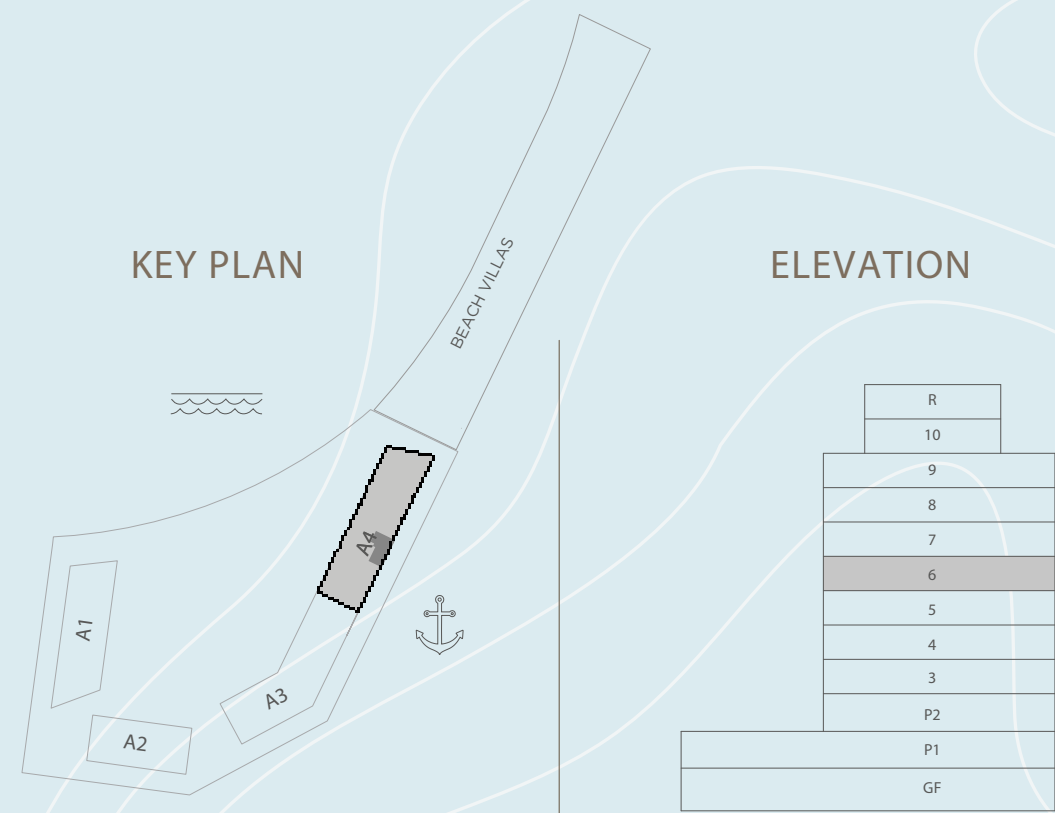


A4

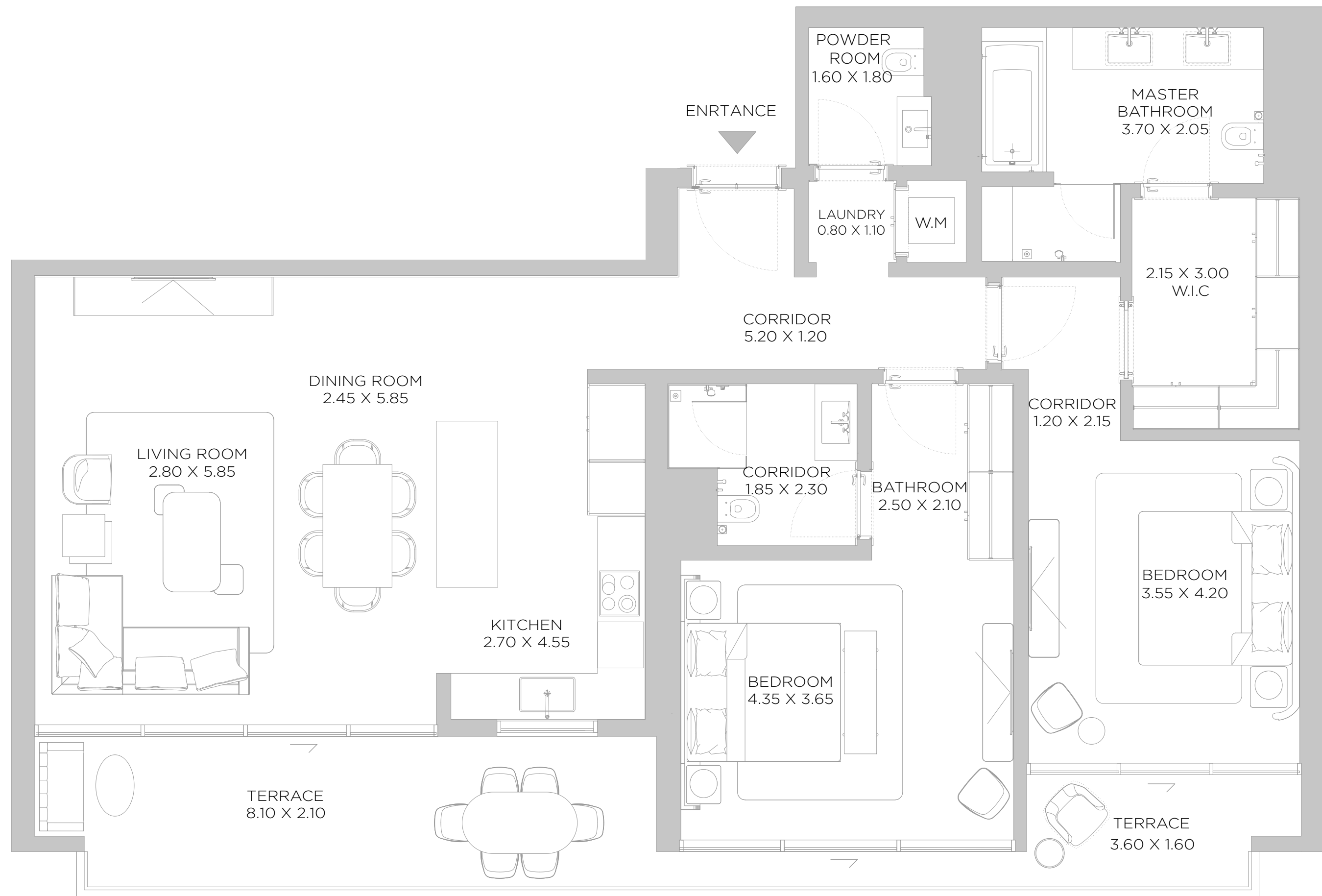
2 BEDROOM

LEVEL 06 UNIT 01

SUITE AREA	1437	SQ.FT	133.48	SQ.M.
BALCONY AREA	262	SQ.FT	24.36	SQ.M.
TOTAL AREA	1699	SQ.FT	157.84	SQ.M.



SIXTH FLOOR PLAN



DISCLAIMER: All measurements, dimensions, coordinates and drawings, given as the Floor Plans in the literature are approximate and provided only for the purpose of marketing, illustration, information and general guidance as such drawings are not to scale. All the rooms, sizes, locations, orientations, dimensions, fixtures, fittings, finishes and specifications (including materials for, placement, size of rooms, windows, doors, balcony, furniture's inbuilt wardrobe etc.) provided in the floor plans may vary as the same have been taken from concept designs prior the actual development/construction and therefore their accuracy in relation to actual construction cannot be confirmed. Hence, we make no guarantee, warranty or representation as to the accuracy and completeness of the floor plan information as changes may be made during the development process, without notice. Always refer to latest IFC design available in the sales office for the most accurate representation of all construction details.

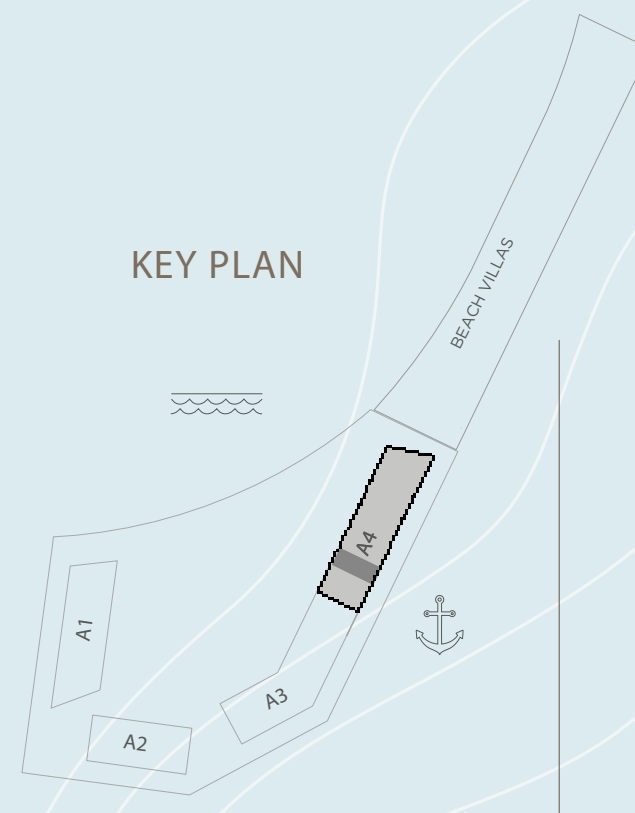
A4

3 BEDROOM

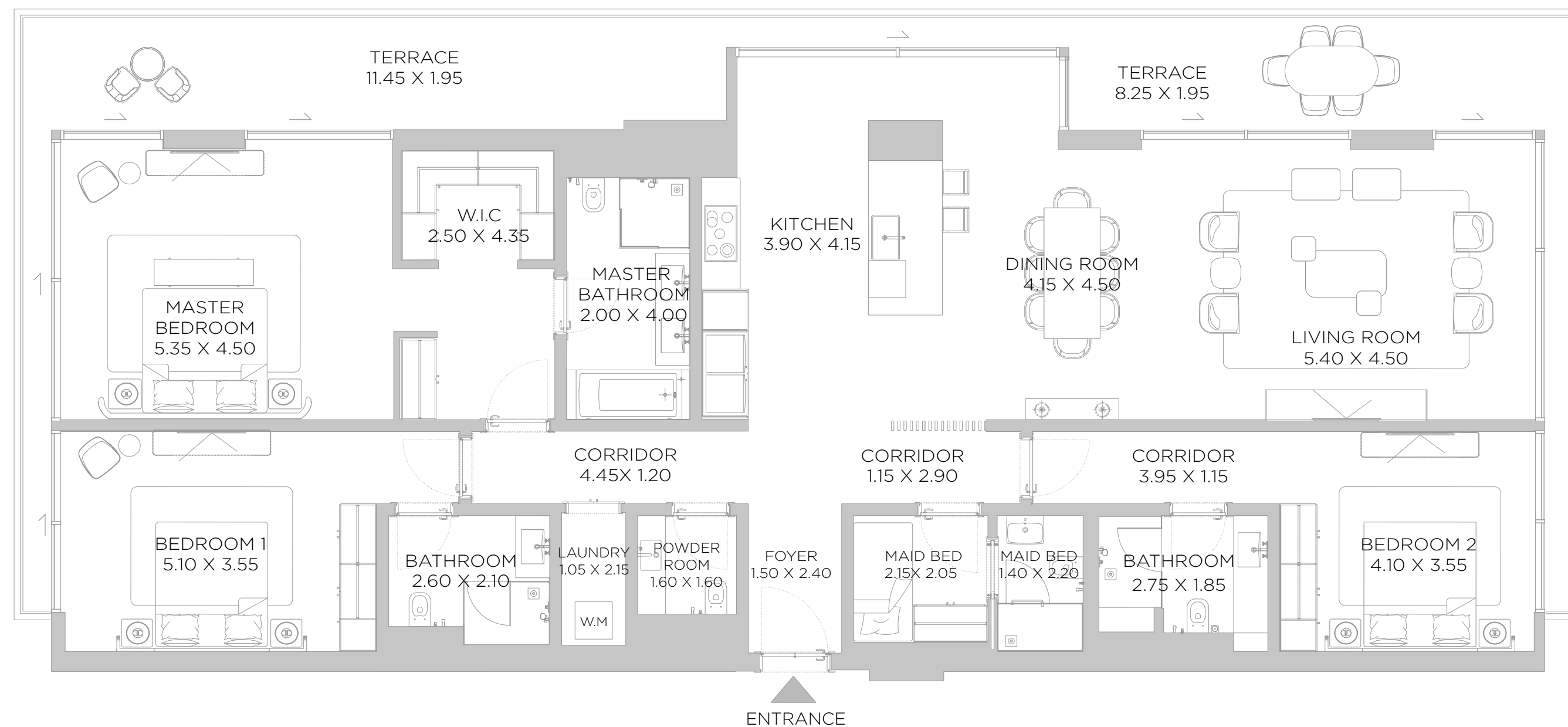
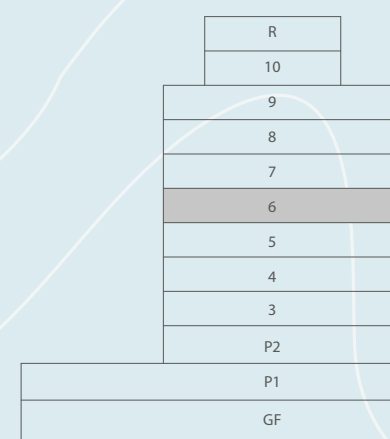
LEVEL 06 UNIT 02

SUITE AREA	2232	SQ.FT	207.39	SQ.M.
BALCONY AREA	517	SQ.FT	47.96	SQ.M.
TOTAL AREA	2749	SQ.FT	255.35	SQ.M.

KEY PLAN



ELEVATION



SIXTH FLOOR PLAN

DISCLAIMER: All measurements, dimensions, coordinates and drawings, given as the Floor Plans in the literature are approximate and provided only for the purpose of marketing, illustration, information and general guidance as such drawings are not to scale. All the rooms, sizes, locations, orientations, dimensions, fixtures, fittings, finishes and specifications (including materials for, placement, size of rooms, windows, doors, balcony, furniture's inbuilt wardrobe etc.) provided in the floor plans may vary as the same have been taken from concept designs prior the actual development/construction and therefore their accuracy in relation to actual construction cannot be confirmed. Hence, we make no guarantee, warranty or representation as to the accuracy and completeness of the floor plan information as changes may be made during the development process, without notice. Always refer to latest IFC design available in the sales office for the most accurate representation of all construction details.

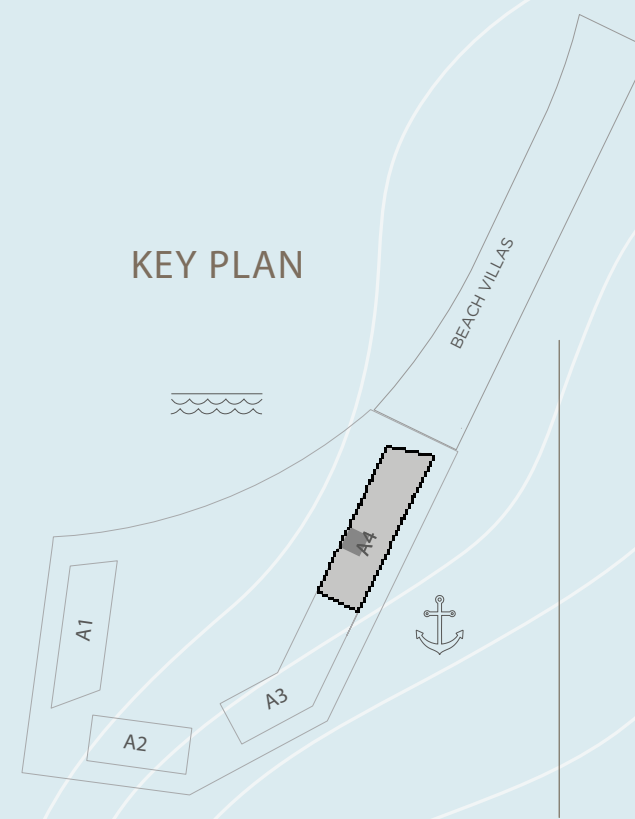
A4

2 BEDROOM

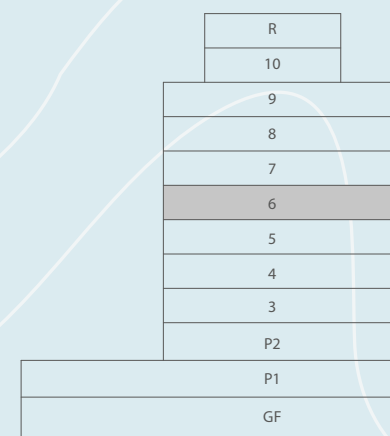
LEVEL 06 UNIT 03

SUITE AREA	1368	SQ.FT	127.05	SQ.M.
BALCONY AREA	136	SQ.FT	12.64	SQ.M.
TOTAL AREA	1504	SQ.FT	139.69	SQ.M.

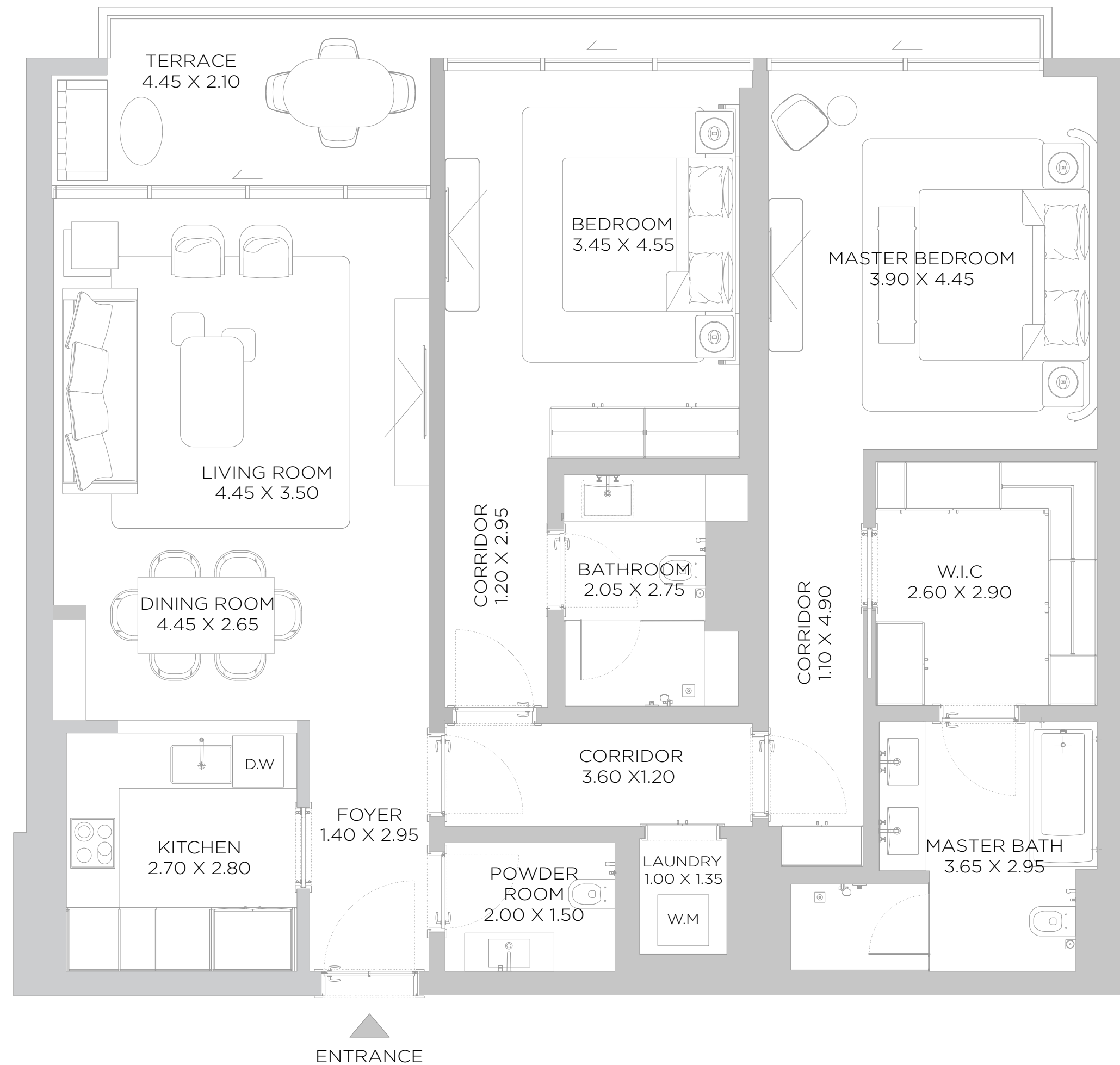
KEY PLAN



ELEVATION



SIXTH FLOOR PLAN

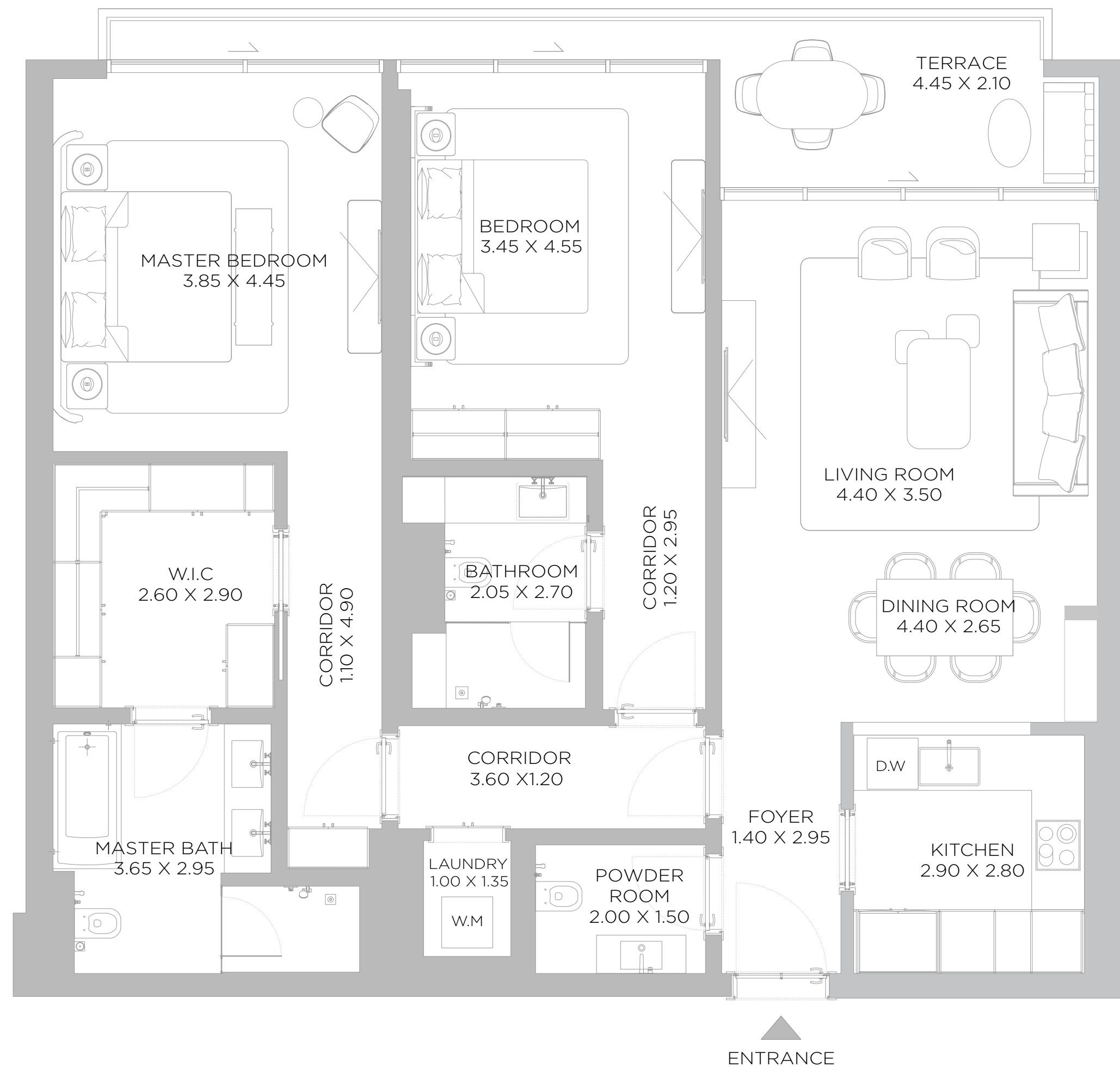
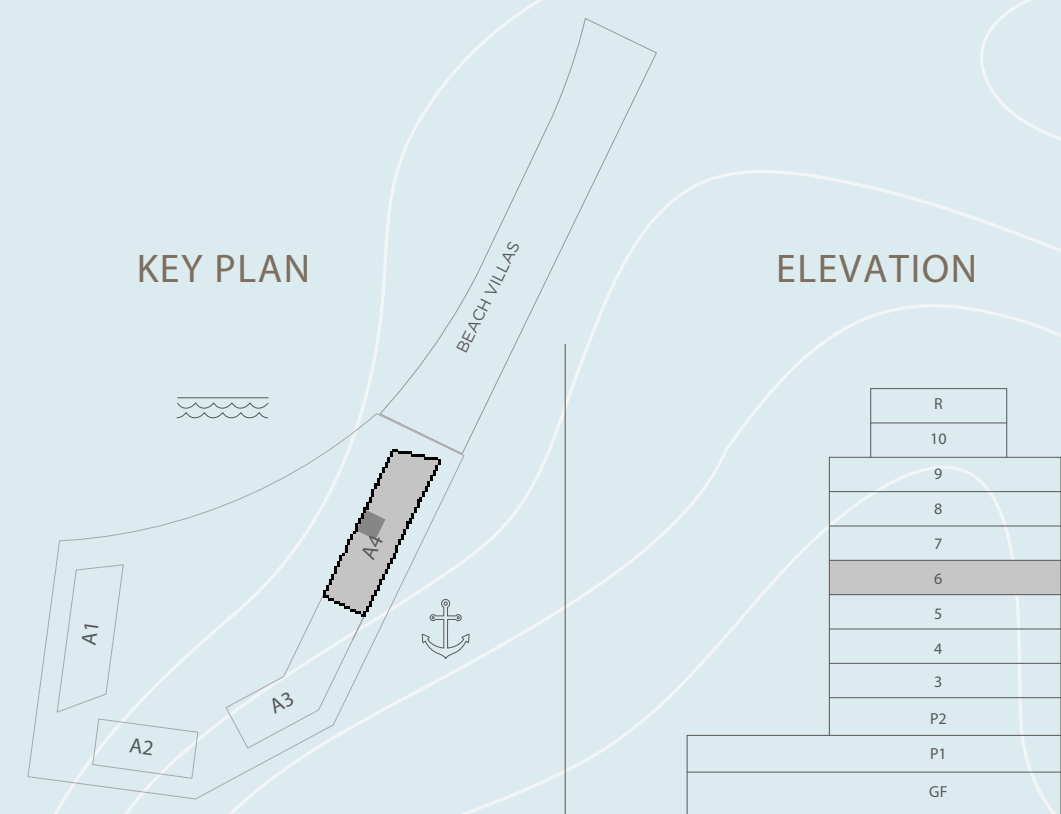


A4

2 BEDROOM

LEVEL 06 UNIT 04

SUITE AREA	1365	SQ.FT	126.8	SQ.M.
BALCONY AREA	136	SQ.FT	12.65	SQ.M.
TOTAL AREA	1501	SQ.FT	139.45	SQ.M.



SIXTH FLOOR PLAN

DISCLAIMER: All measurements, dimensions, coordinates and drawings, given as the Floor Plans in the literature are approximate and provided only for the purpose of marketing, illustration, information and general guidance as such drawings are not to scale. All the rooms, sizes, locations, orientations, dimensions, fixtures, fittings, finishes and specifications (including materials for, placement, size of rooms, windows, doors, balcony, furniture's inbuilt wardrobe etc.) provided in the floor plans may vary as the same have been taken from concept designs prior the actual development/construction and therefore their accuracy in relation to actual construction cannot be confirmed. Hence, we make no guarantee, warranty or representation as to the accuracy and completeness of the floor plan information as changes may be made during the development process, without notice. Always refer to latest IFC design available in the sales office for the most accurate representation of all construction details.

A4

1 BEDROOM

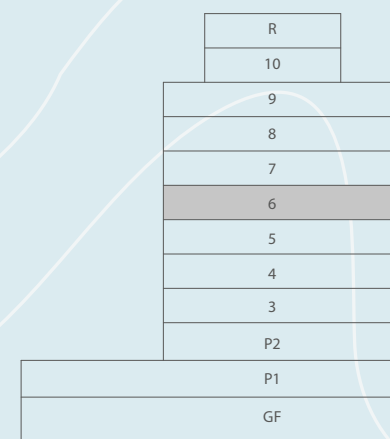
LEVEL 06 UNIT 05

SUITE AREA	895	SQ.FT	83.19	SQ.M.
BALCONY AREA	110	SQ.FT	10.17	SQ.M.
TOTAL AREA	1005	SQ.FT	93.36	SQ.M.

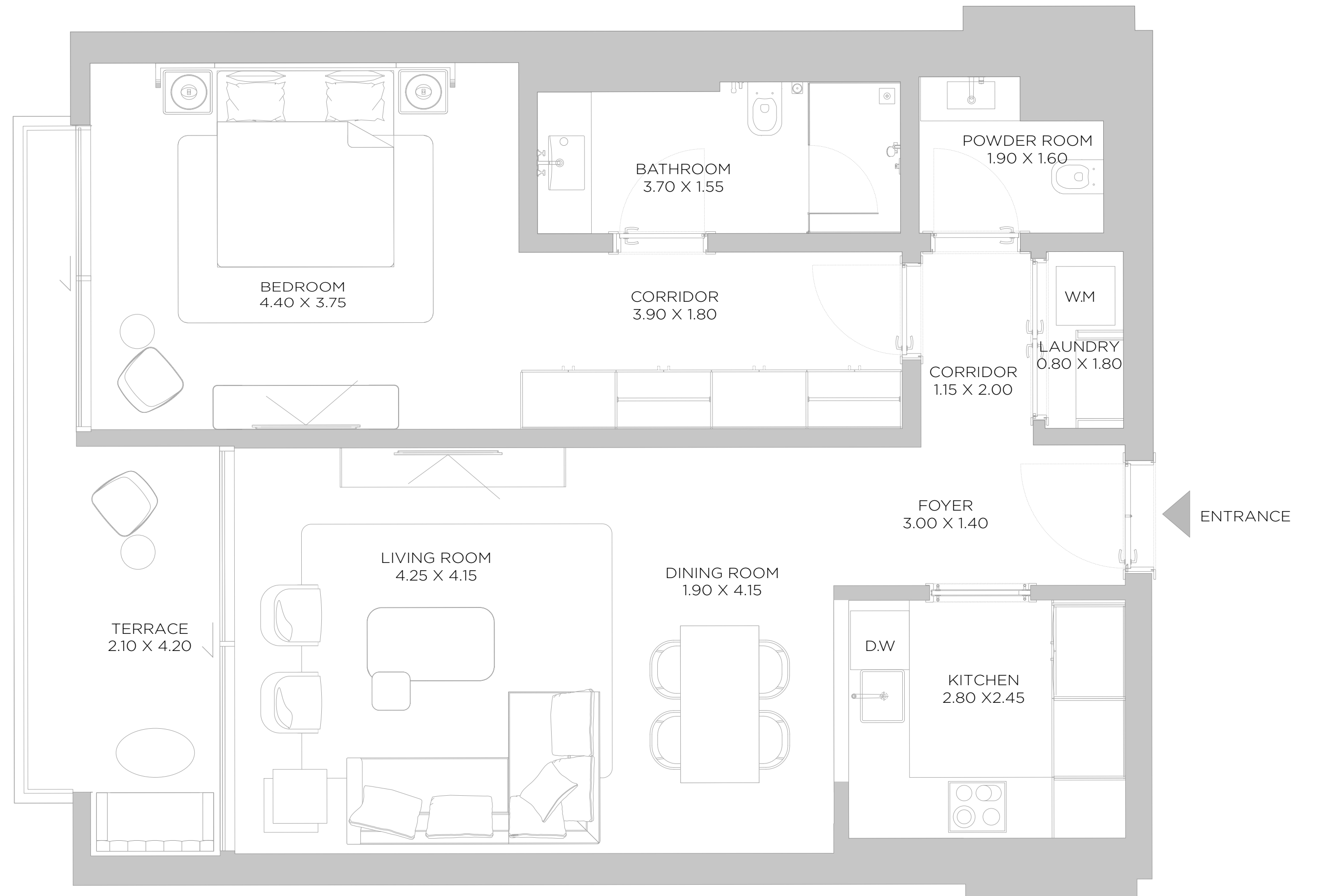
KEY PLAN



ELEVATION



SIXTH FLOOR PLAN



DISCLAIMER: All measurements, dimensions, coordinates and drawings, given as the Floor Plans in the literature are approximate and provided only for the purpose of marketing, illustration, information and general guidance as such drawings are not to scale. All the rooms, sizes, locations, orientations, dimensions, fixtures, fittings, finishes and specifications (including materials for, placement, size of rooms, windows, doors, balcony, furniture's inbuilt wardrobe etc.) provided in the floor plans may vary as the same have been taken from concept designs prior the actual development/construction and therefore their accuracy in relation to actual construction cannot be confirmed. Hence, we make no guarantee, warranty or representation as to the accuracy and completeness of the floor plan information as changes may be made during the development process, without notice. Always refer to latest IFC design available in the sales office for the most accurate representation of all construction details.

A4

4 BEDROOM

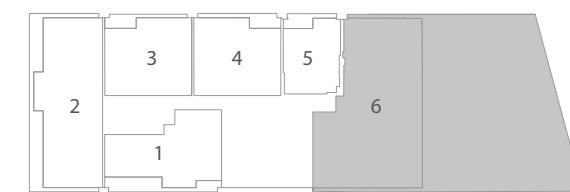
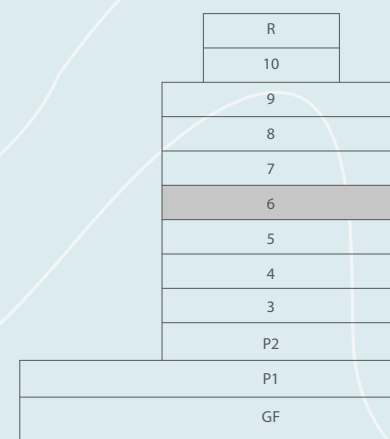
LEVEL 06 UNIT 06

SUITE AREA	5529	SQ.FT	513.65	SQ.M.
BALCONY AREA	5978	SQ.FT	555.4	SQ.M.
TOTAL AREA	11507	SQ.FT	1069.05	SQ.M.

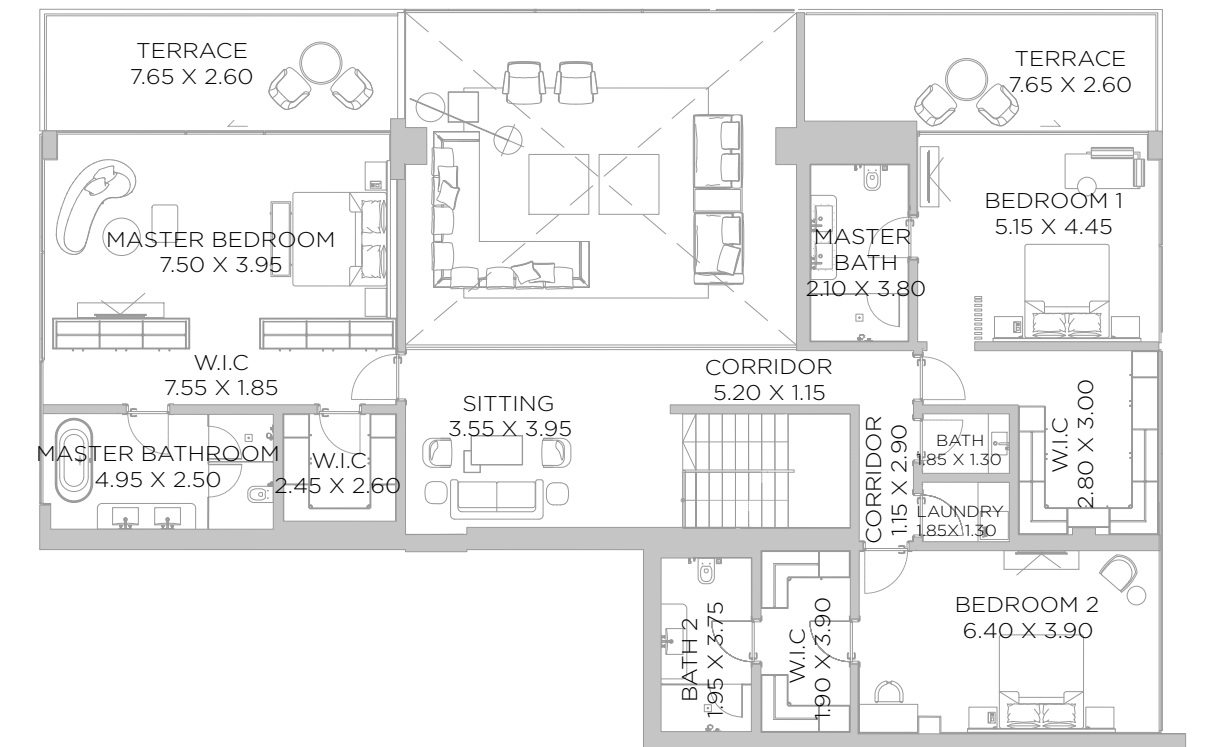
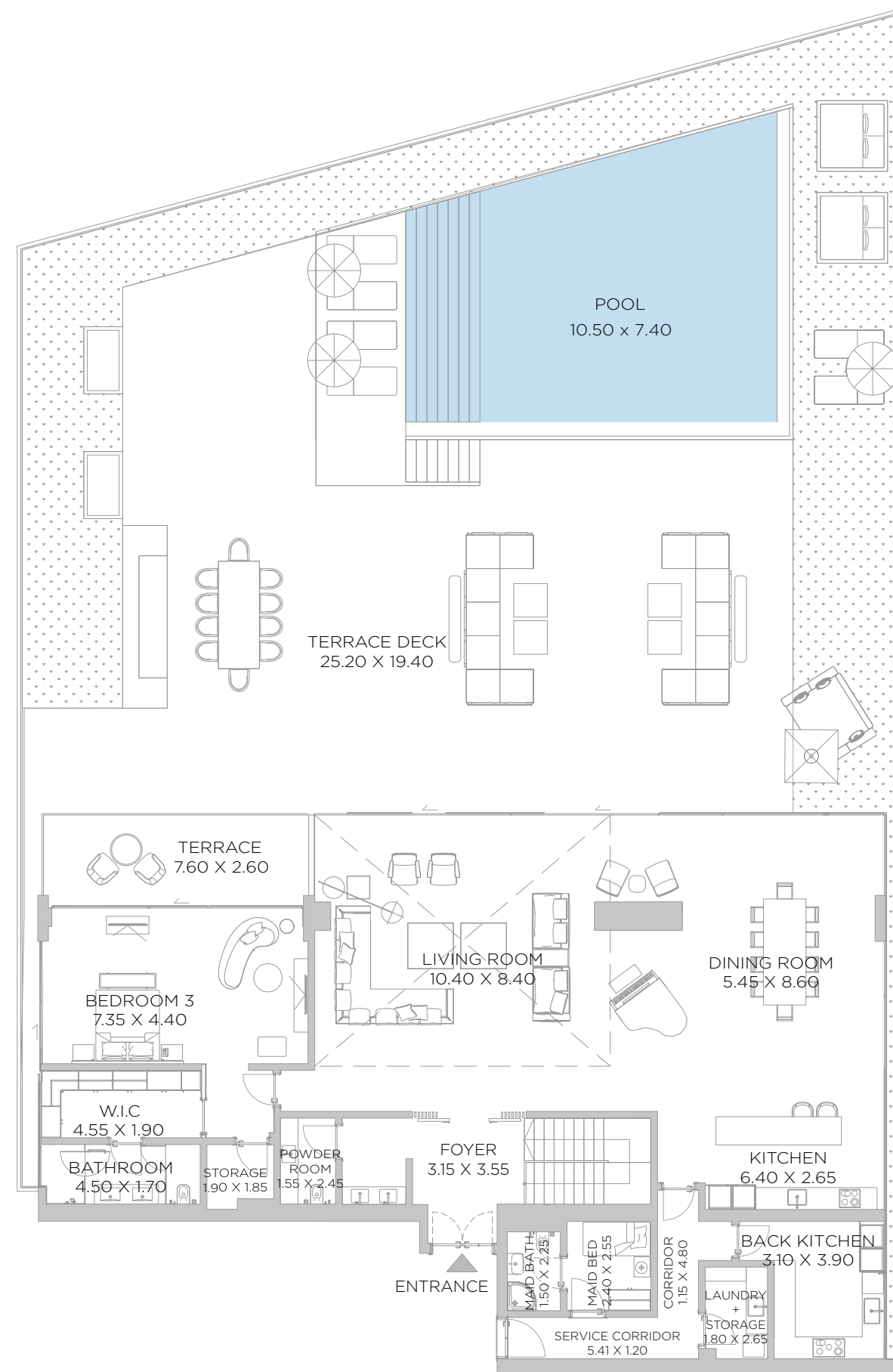
KEY PLAN



ELEVATION



SIXTH FLOOR PLAN



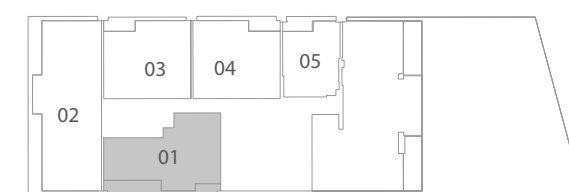
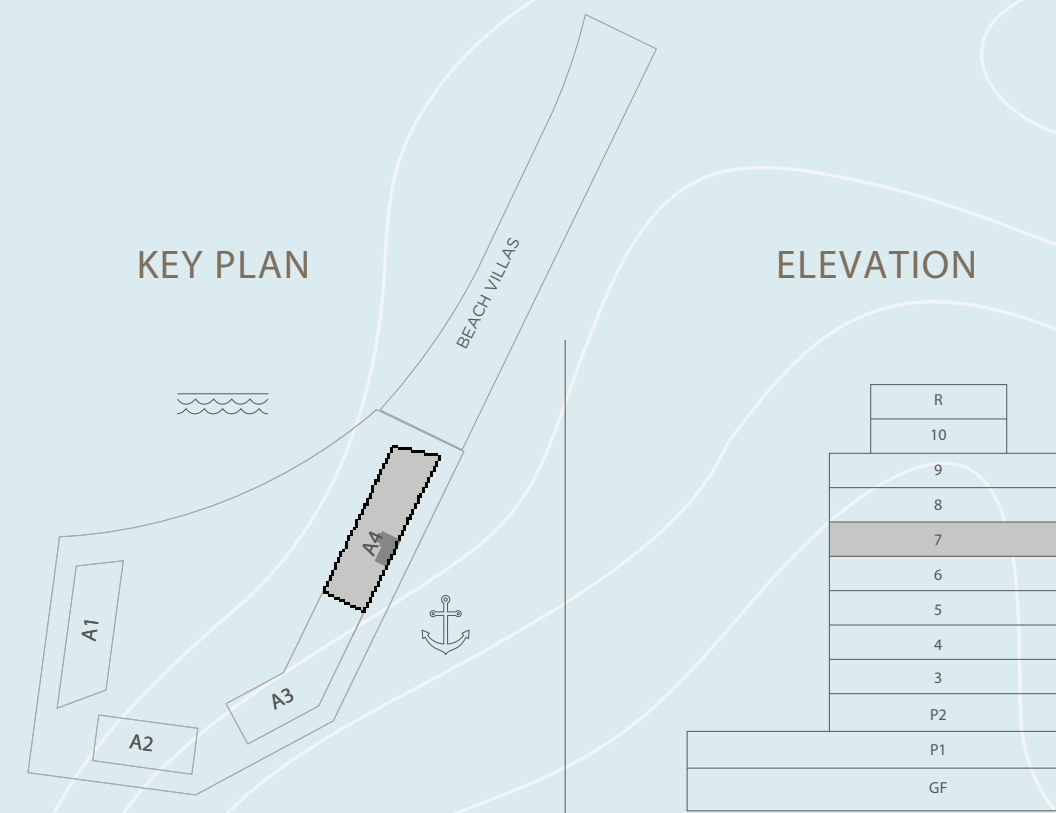
DISCLAIMER: All measurements, dimensions, coordinates and drawings, given as the Floor Plans in the literature are approximate and provided only for the purpose of marketing, illustration, information and general guidance as such drawings are not to scale. All the rooms, sizes, locations, orientations, dimensions, fixtures, fittings, finishes and specifications (including materials for, placement, size of rooms, windows, doors, balcony, furniture's inbuilt wardrobe etc.) provided in the floor plans may vary as the same have been taken from concept designs prior the actual development/construction and therefore their accuracy in relation to actual construction cannot be confirmed. Hence, we make no guarantee, warranty or representation as to the accuracy and completeness of the floor plan information as changes may be made during the development process, without notice. Always refer to latest IFC design available in the sales office for the most accurate representation of all construction details.

A4

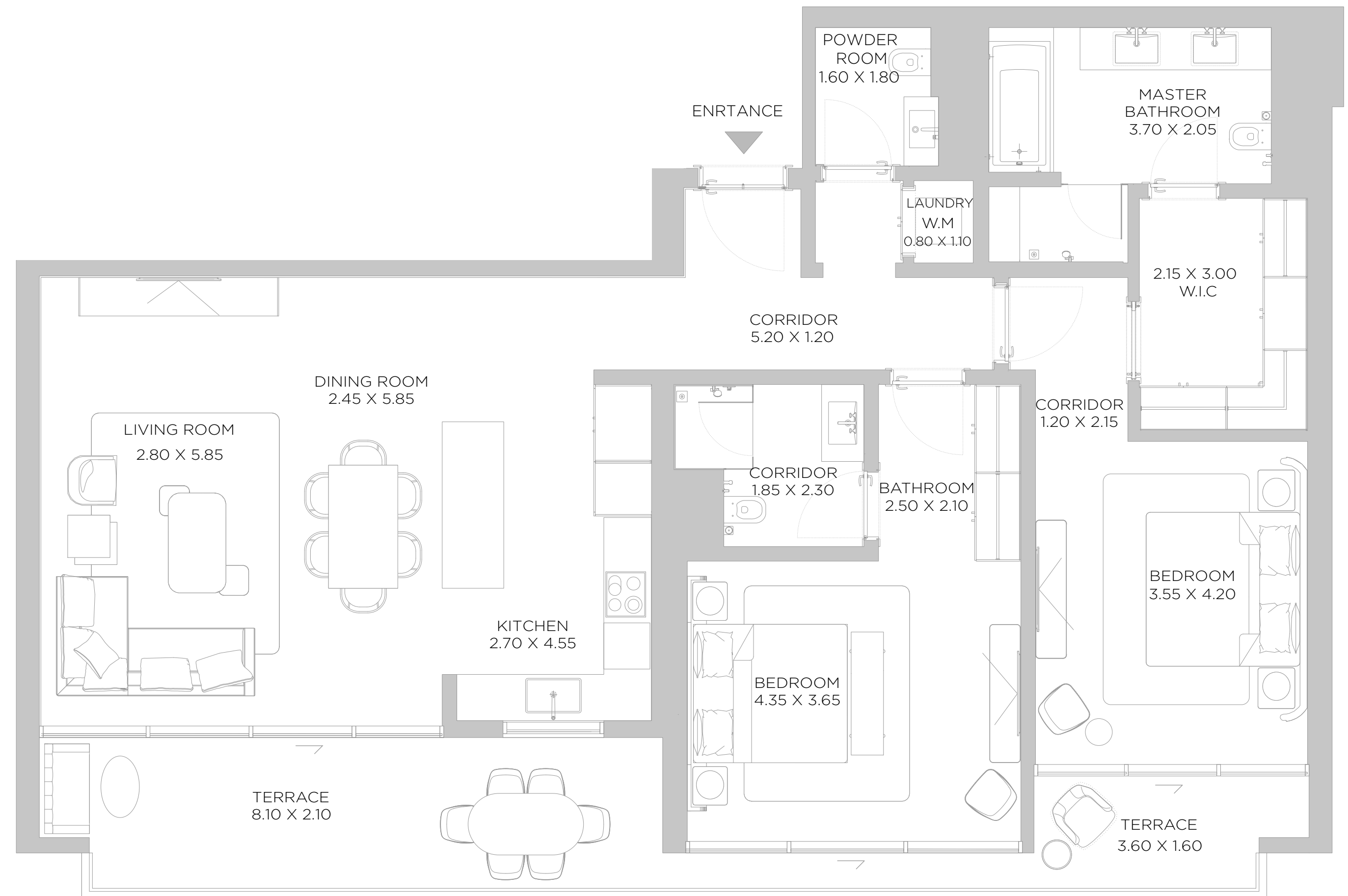
2 BEDROOM

LEVEL 07 UNIT 01

SUITE AREA	1436	SQ.FT	133.44	SQ.M.
BALCONY AREA	263	SQ.FT	24.38	SQ.M.
TOTAL AREA	1699	SQ.FT	157.82	SQ.M.



SEVENTH FLOOR PLAN



DISCLAIMER: All measurements, dimensions, coordinates and drawings, given as the Floor Plans in the literature are approximate and provided only for the purpose of marketing, illustration, information and general guidance as such drawings are not to scale. All the rooms, sizes, locations, orientations, dimensions, fixtures, fittings, finishes and specifications (including materials for, placement, size of rooms, windows, doors, balcony, furniture's inbuilt wardrobe etc.) provided in the floor plans may vary as the same have been taken from concept designs prior the actual development/construction and therefore their accuracy in relation to actual construction cannot be confirmed. Hence, we make no guarantee, warranty or representation as to the accuracy and completeness of the floor plan information as changes may be made during the development process, without notice. Always refer to latest IFC design available in the sales office for the most accurate representation of all construction details.

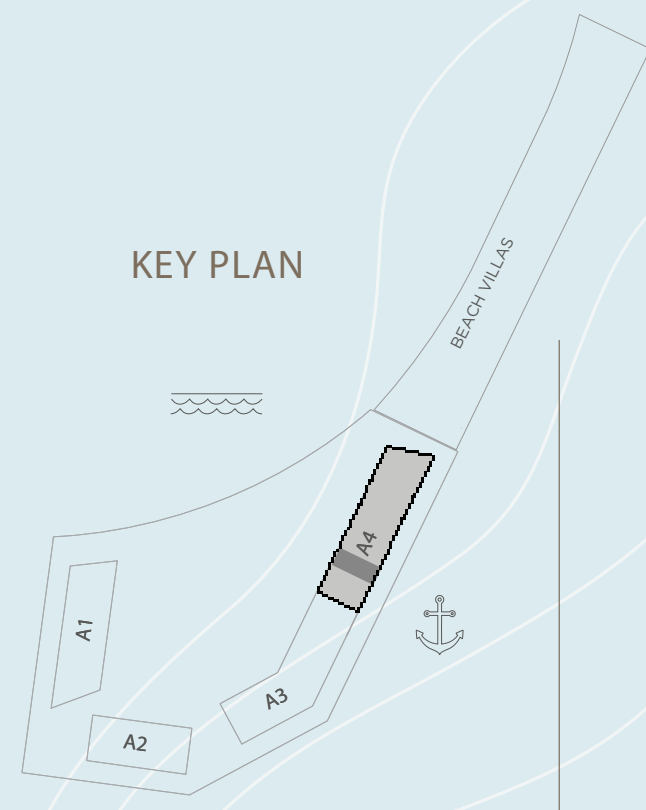
A4

3 BEDROOM

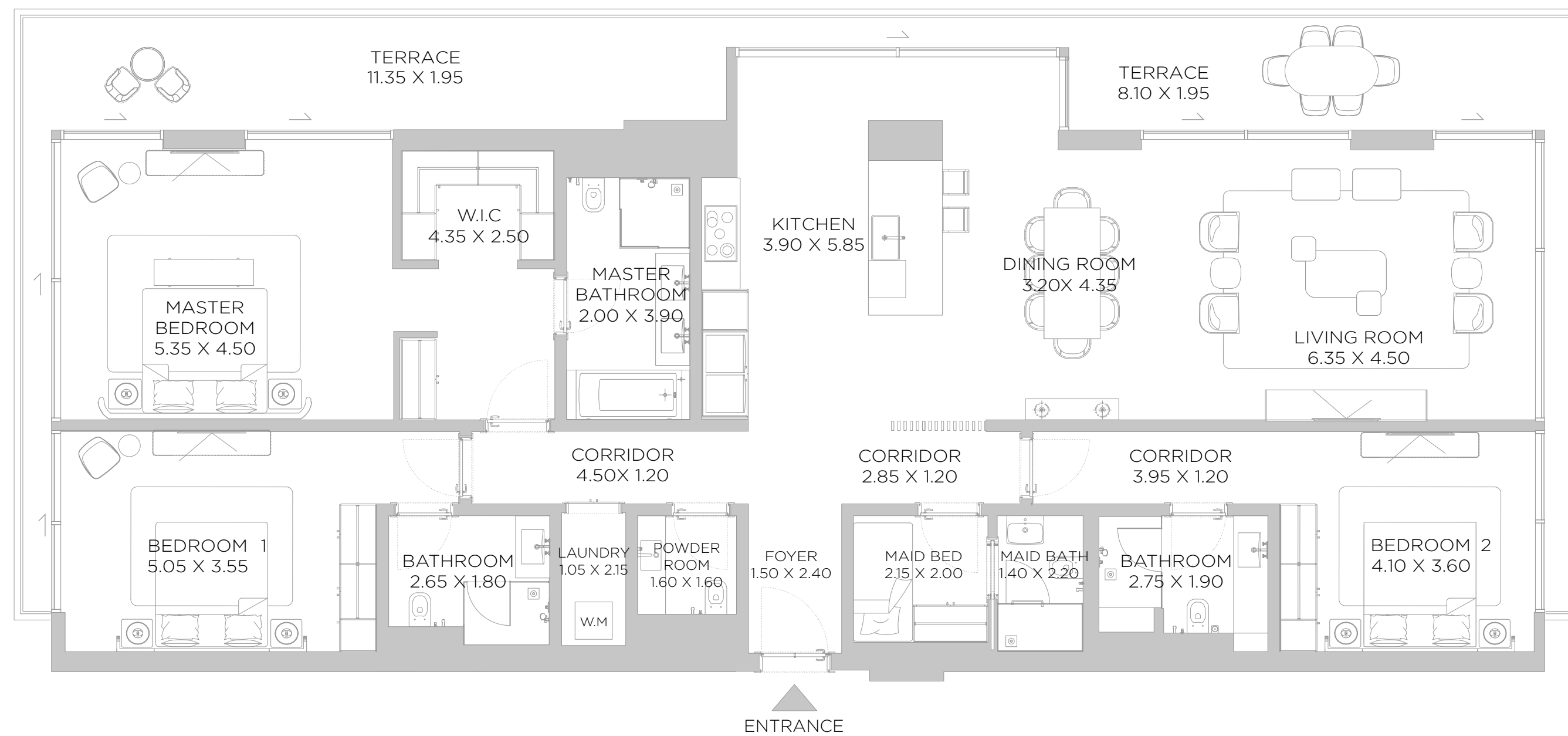
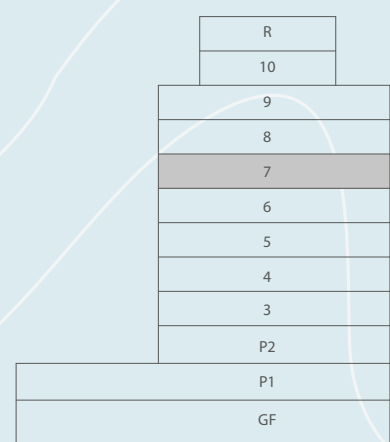
LEVEL 07 UNIT 02

SUITE AREA	2233	SQ.FT	207.41	SQ.M.
BALCONY AREA	516	SQ.FT	47.95	SQ.M.
TOTAL AREA	2749	SQ.FT	255.36	SQ.M.

KEY PLAN



ELEVATION



SEVENTH FLOOR PLAN

DISCLAIMER: All measurements, dimensions, coordinates and drawings, given as the Floor Plans in the literature are approximate and provided only for the purpose of marketing, illustration, information and general guidance as such drawings are not to scale. All the rooms, sizes, locations, orientations, dimensions, fixtures, fittings, finishes and specifications (including materials for, placement, size of rooms, windows, doors, balcony, furniture's inbuilt wardrobe etc.) provided in the floor plans may vary as the same have been taken from concept designs prior the actual development/construction and therefore their accuracy in relation to actual construction cannot be confirmed. Hence, we make no guarantee, warranty or representation as to the accuracy and completeness of the floor plan information as changes may be made during the development process, without notice. Always refer to latest IFC design available in the sales office for the most accurate representation of all construction details.

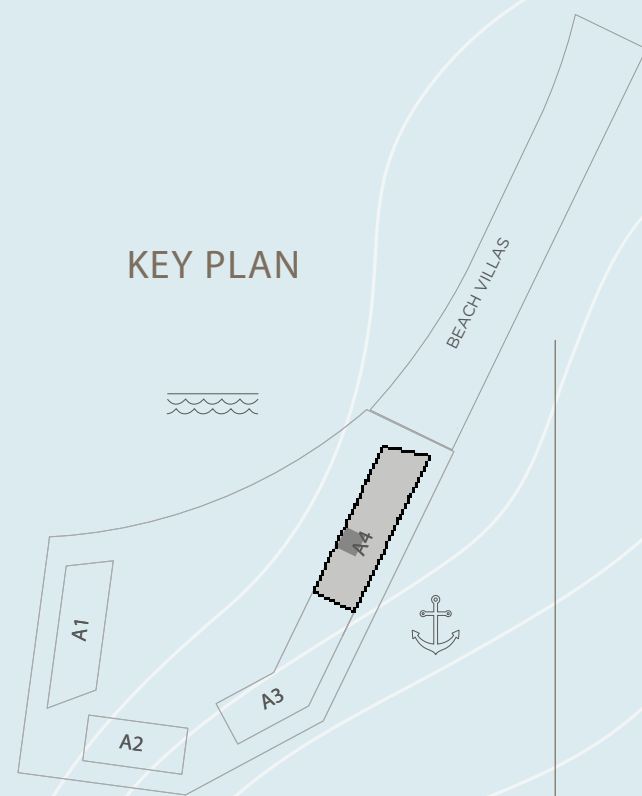
A4

2 BEDROOM

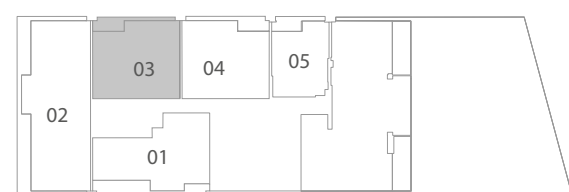
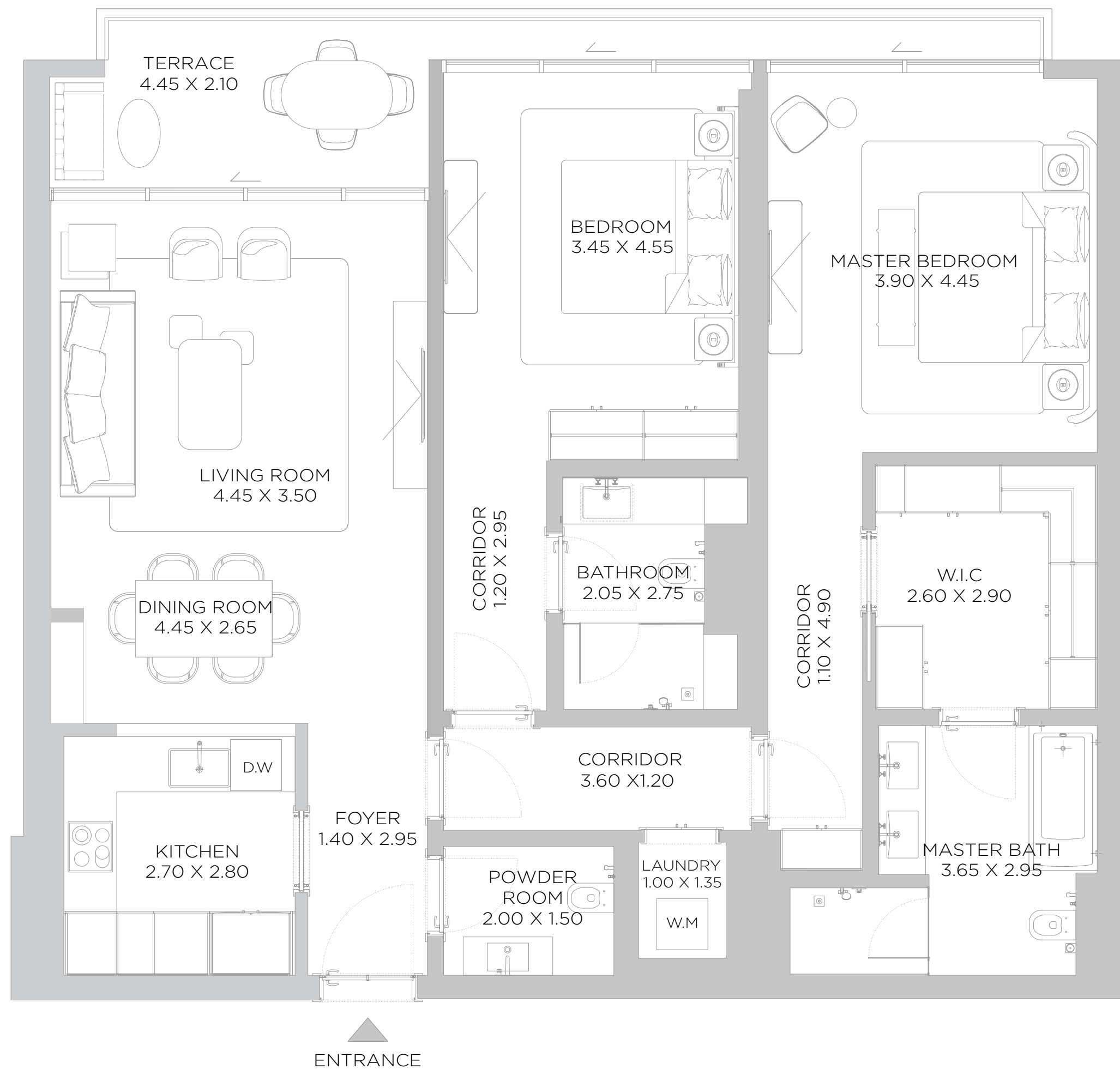
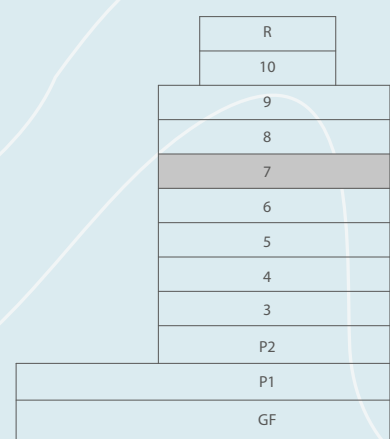
LEVEL 07 UNIT 03

SUITE AREA	1368	SQ.FT	127.05	SQ.M.
BALCONY AREA	136	SQ.FT	12.64	SQ.M.
TOTAL AREA	1504	SQ.FT	139.69	SQ.M.

KEY PLAN



ELEVATION



SEVENTH FLOOR PLAN

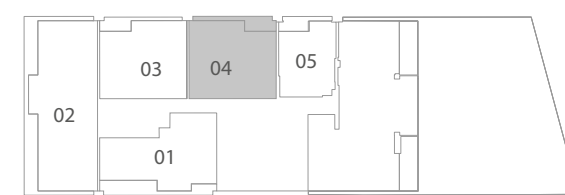
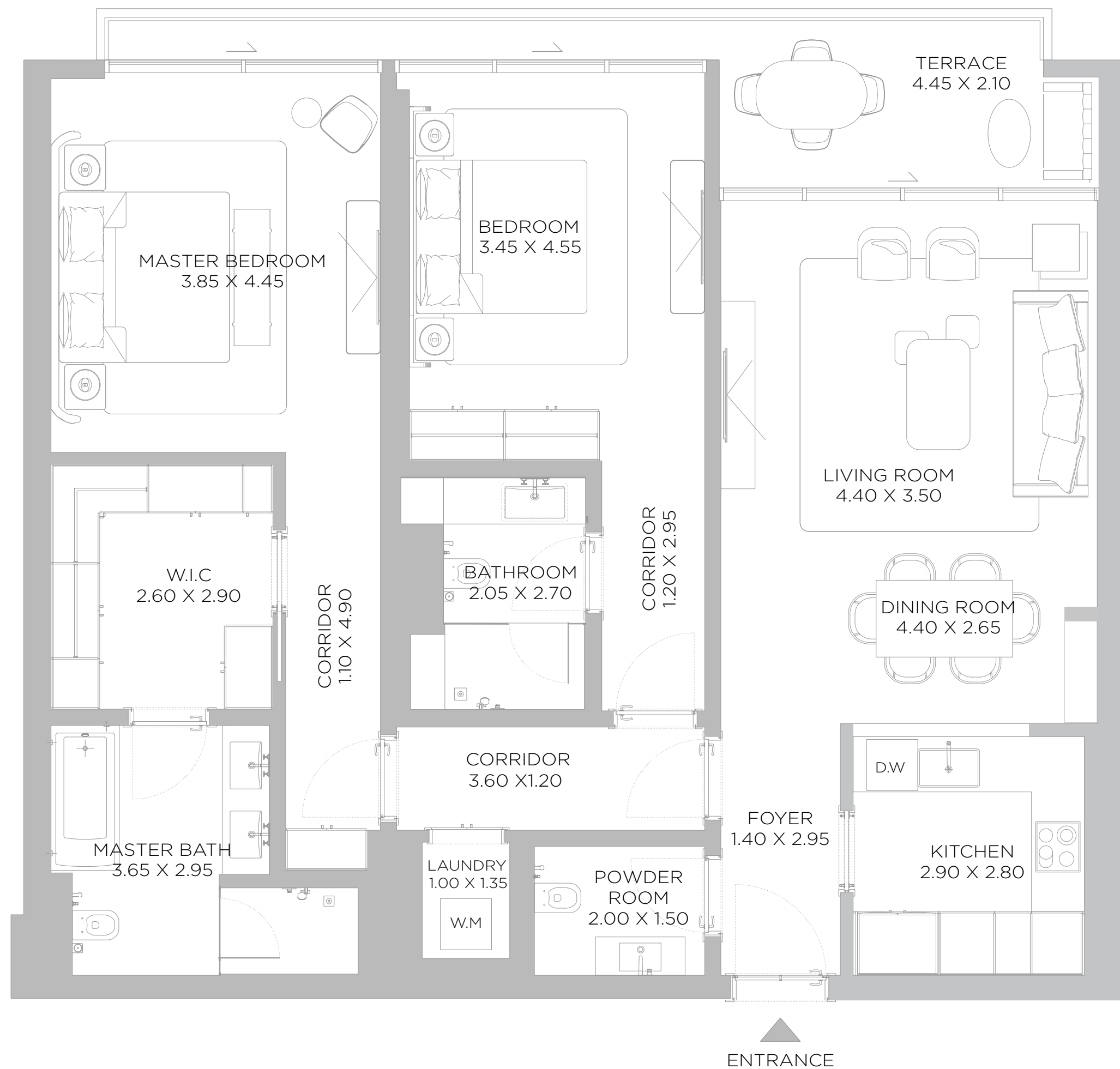
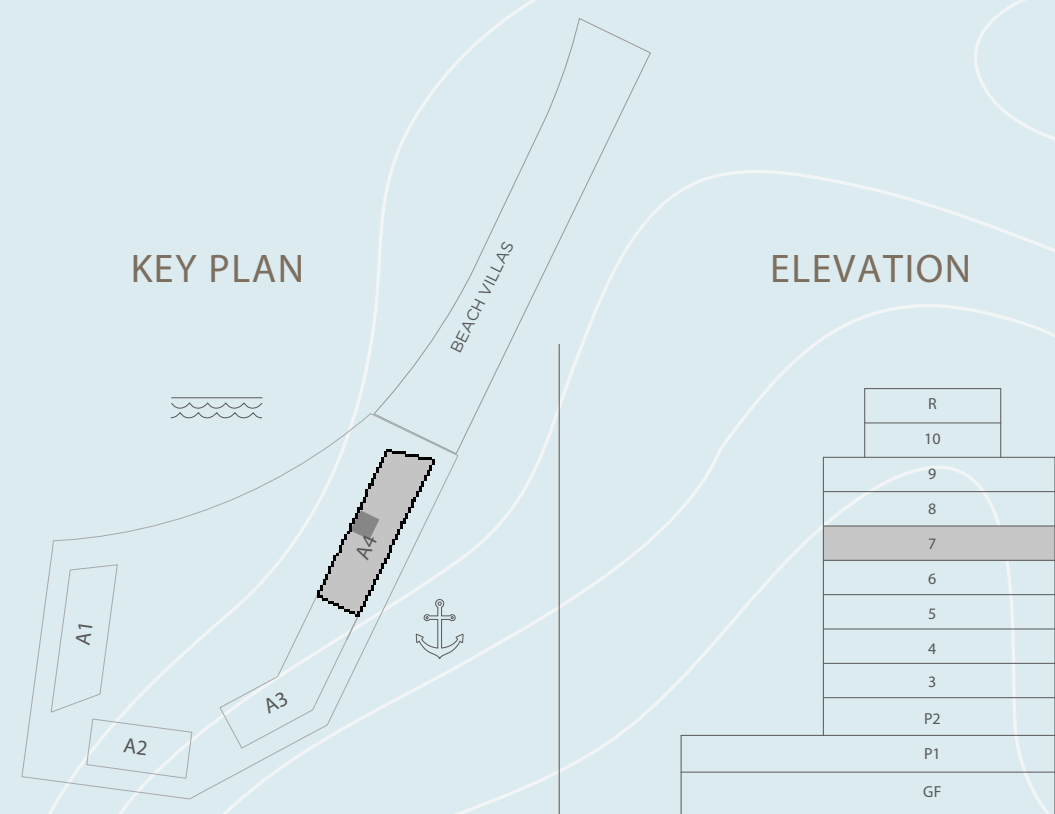
DISCLAIMER: All measurements, dimensions, coordinates and drawings, given as the Floor Plans in the literature are approximate and provided only for the purpose of marketing, illustration, information and general guidance as such drawings are not to scale. All the rooms, sizes, locations, orientations, dimensions, fixtures, fittings, finishes and specifications (including materials for, placement, size of rooms, windows, doors, balcony, furniture's inbuilt wardrobe etc.) provided in the floor plans may vary as the same have been taken from concept designs prior the actual development/construction and therefore their accuracy in relation to actual construction cannot be confirmed. Hence, we make no guarantee, warranty or representation as to the accuracy and completeness of the floor plan information as changes may be made during the development process, without notice. Always refer to latest IFC design available in the sales office for the most accurate representation of all construction details.

A4

2 BEDROOM

LEVEL 07 UNIT 04

SUITE AREA	1365	SQ.FT	126.81	SQ.M.
BALCONY AREA	136	SQ.FT	12.64	SQ.M.
TOTAL AREA	1501	SQ.FT	139.45	SQ.M.



SEVENTH FLOOR PLAN

DISCLAIMER: All measurements, dimensions, coordinates and drawings, given as the Floor Plans in the literature are approximate and provided only for the purpose of marketing, illustration, information and general guidance as such drawings are not to scale. All the rooms, sizes, locations, orientations, dimensions, fixtures, fittings, finishes and specifications (including materials for, placement, size of rooms, windows, doors, balcony, furniture's inbuilt wardrobe etc.) provided in the floor plans may vary as the same have been taken from concept designs prior the actual development/construction and therefore their accuracy in relation to actual construction cannot be confirmed. Hence, we make no guarantee, warranty or representation as to the accuracy and completeness of the floor plan information as changes may be made during the development process, without notice. Always refer to latest IFC design available in the sales office for the most accurate representation of all construction details.

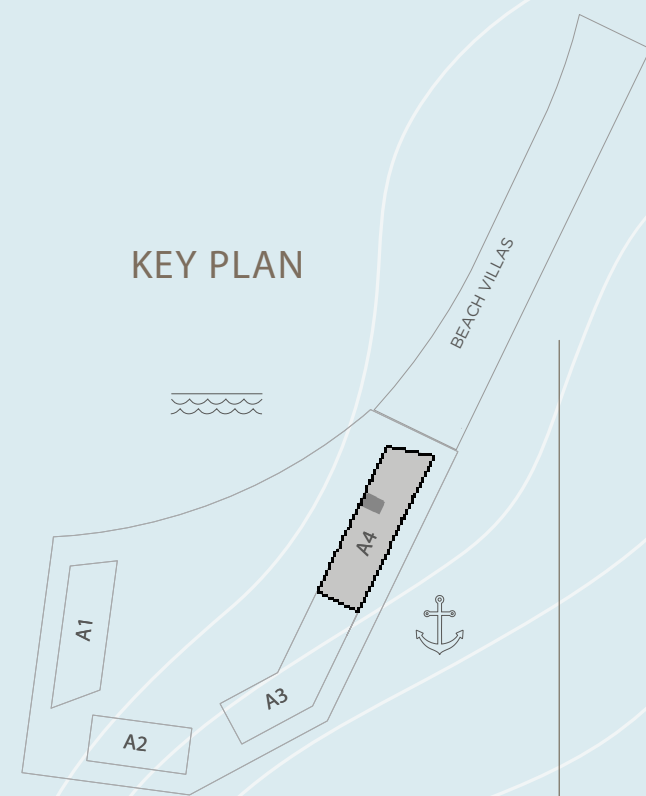
A4

1 BEDROOM

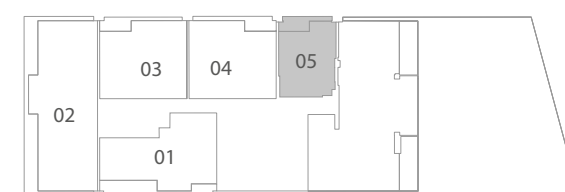
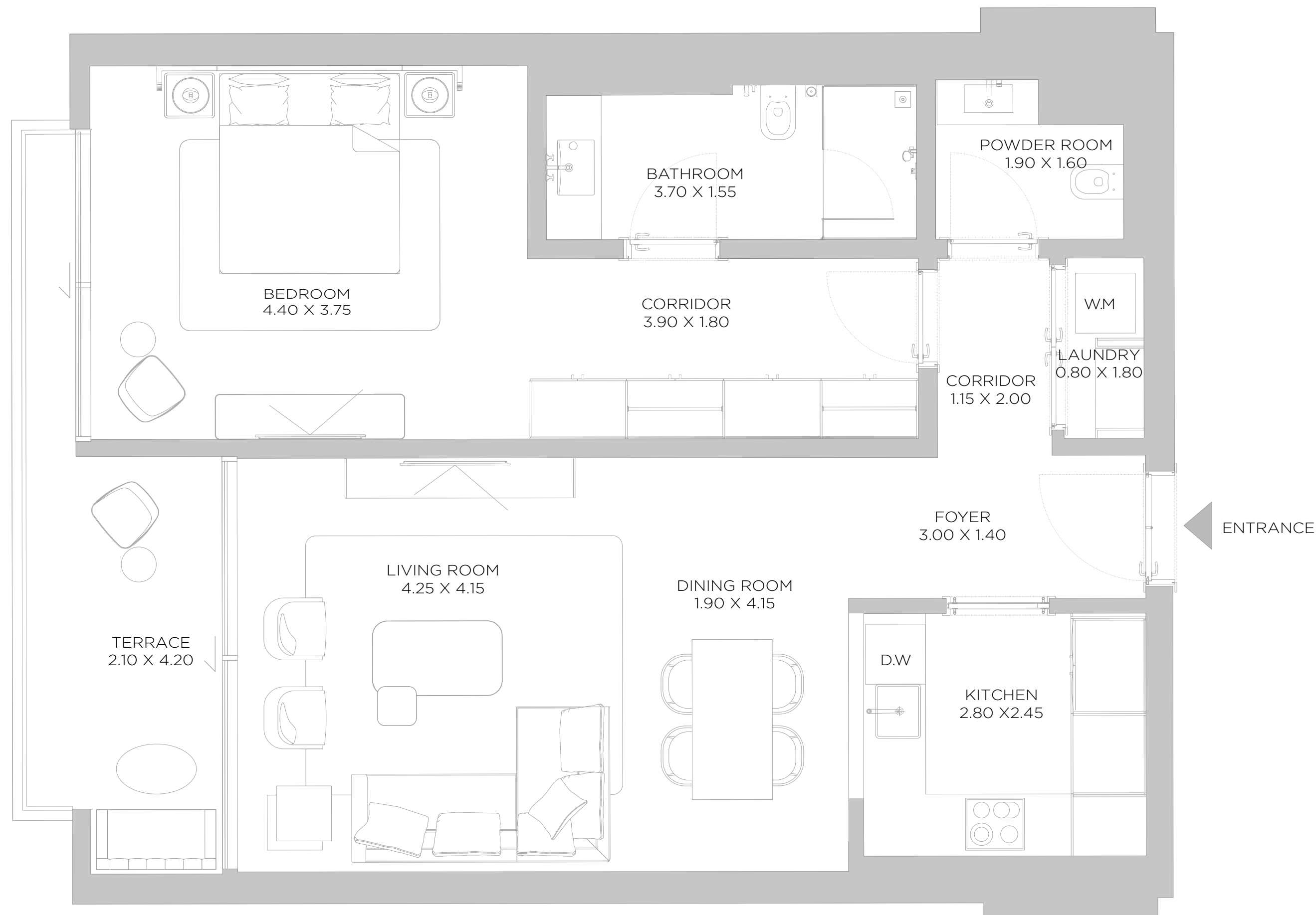
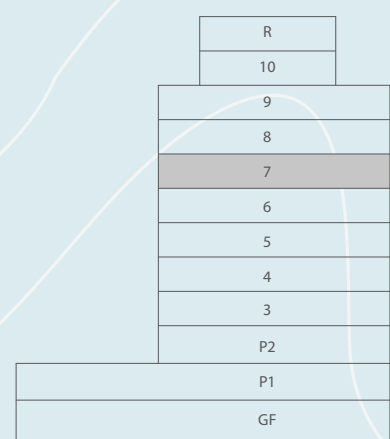
LEVEL 07 UNIT 05

SUITE AREA	895 SQ.FT	83.13 SQ.M.
BALCONY AREA	109 SQ.FT	10.17 SQ.M.
TOTAL AREA	1004 SQ.FT	93.30 SQ.M.

KEY PLAN



ELEVATION



SEVENTH FLOOR PLAN

DISCLAIMER: All measurements, dimensions, coordinates and drawings, given as the Floor Plans in the literature are approximate and provided only for the purpose of marketing, illustration, information and general guidance as such drawings are not to scale. All the rooms, sizes, locations, orientations, dimensions, fixtures, fittings, finishes and specifications (including materials for, placement, size of rooms, windows, doors, balcony, furniture's inbuilt wardrobe etc.) provided in the floor plans may vary as the same have been taken from concept designs prior the actual development/construction and therefore their accuracy in relation to actual construction cannot be confirmed. Hence, we make no guarantee, warranty or representation as to the accuracy and completeness of the floor plan information as changes may be made during the development process, without notice. Always refer to latest IFC design available in the sales office for the most accurate representation of all construction details.

A4

2 BEDROOM

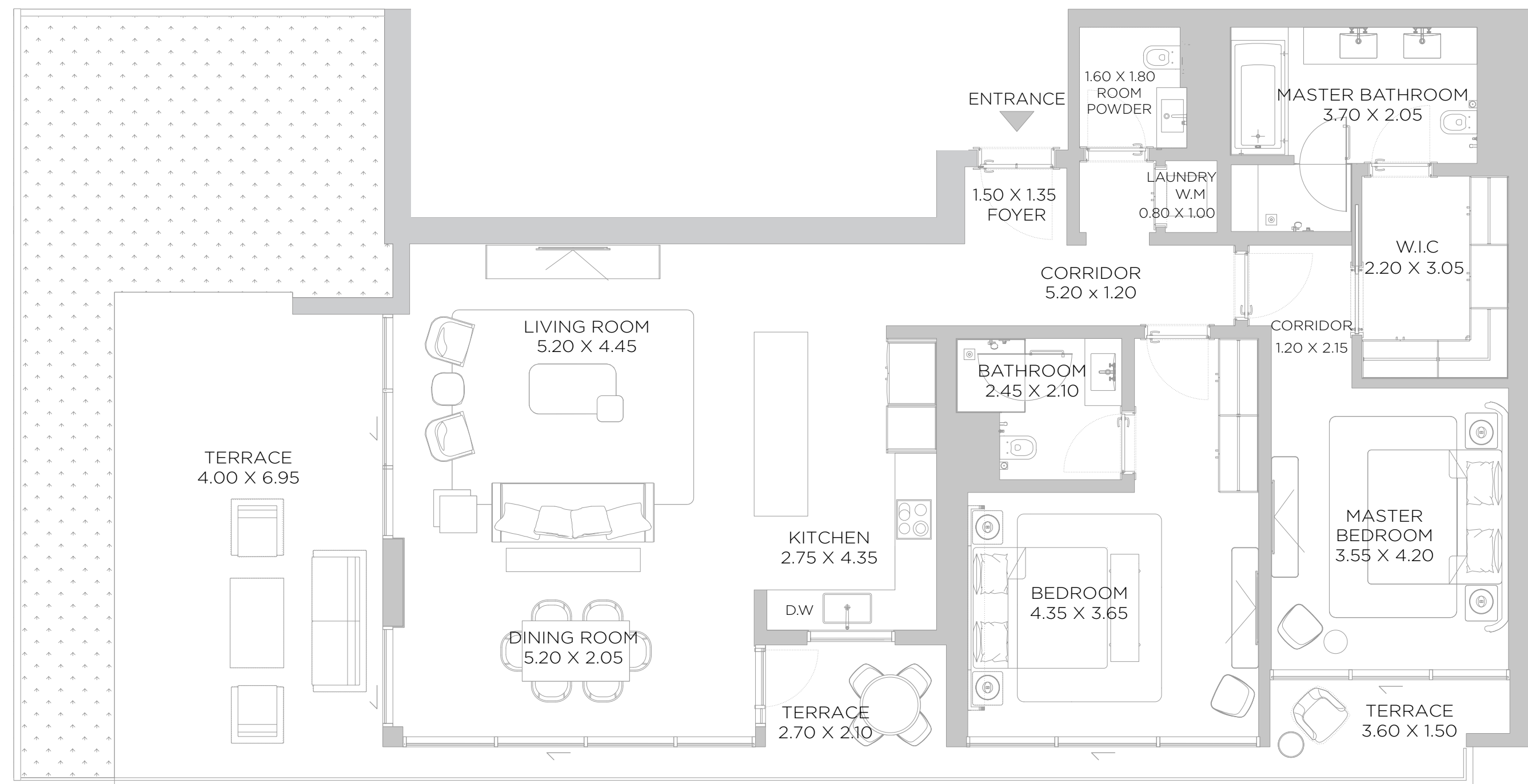
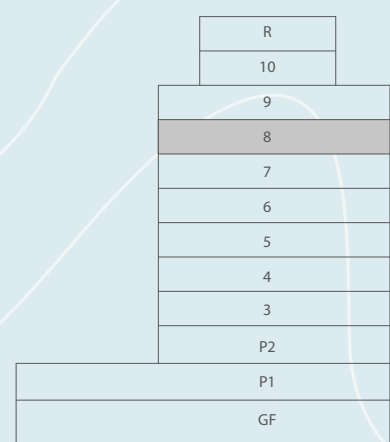
LEVEL 08 UNIT 01

SUITE AREA	1531	SQ.FT	142.28	SQ.M.
BALCONY AREA	872	SQ.FT	80.94	SQ.M.
TOTAL AREA	2403	SQ.FT	223.22	SQ.M.

KEY PLAN



ELEVATION



EIGHTH FLOOR PLAN

DISCLAIMER: All measurements, dimensions, coordinates and drawings, given as the Floor Plans in the literature are approximate and provided only for the purpose of marketing, illustration, information and general guidance as such drawings are not to scale. All the rooms, sizes, locations, orientations, dimensions, fixtures, fittings, finishes and specifications (including materials for, placement, size of rooms, windows, doors, balcony, furniture's inbuilt wardrobe etc.) provided in the floor plans may vary as the same have been taken from concept designs prior the actual development/construction and therefore their accuracy in relation to actual construction cannot be confirmed. Hence, we make no guarantee, warranty or representation as to the accuracy and completeness of the floor plan information as changes may be made during the development process, without notice. Always refer to latest IFC design available in the sales office for the most accurate representation of all construction details.

A4

2 BEDROOM

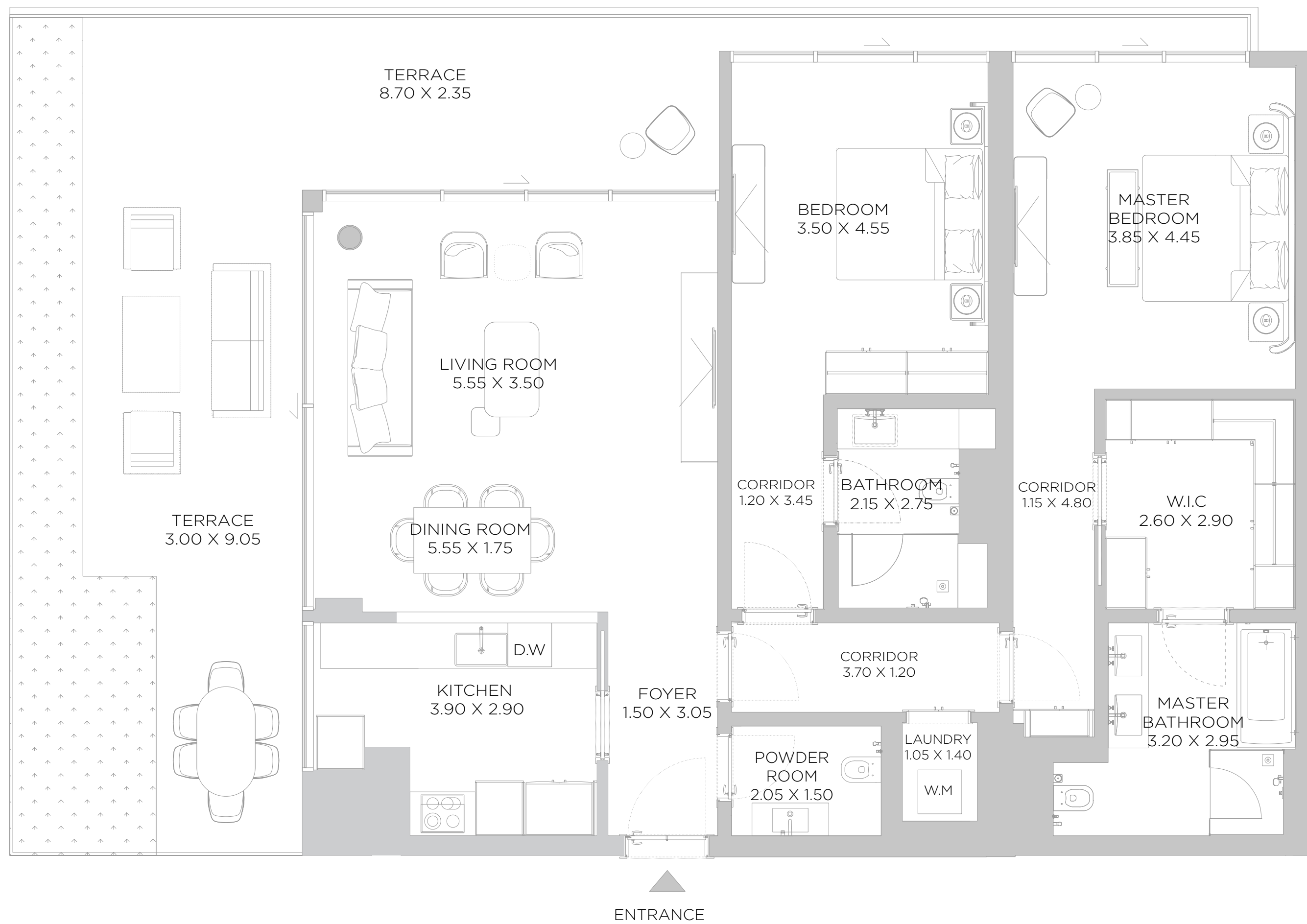
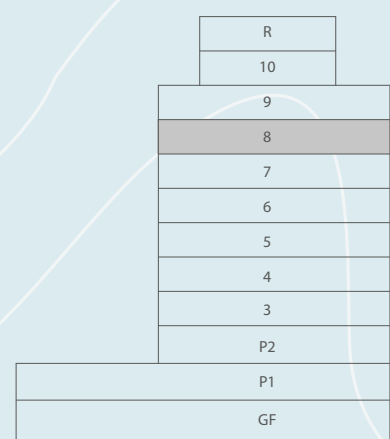
LEVEL 08 UNIT 02

SUITE AREA	1452	SQ.FT	134.91	SQ.M.
BALCONY AREA	686	SQ.FT	63.72	SQ.M.
TOTAL AREA	2138	SQ.FT	198.63	SQ.M.

KEY PLAN



ELEVATION



EIGHTH FLOOR PLAN

DISCLAIMER: All measurements, dimensions, coordinates and drawings, given as the Floor Plans in the literature are approximate and provided only for the purpose of marketing, illustration, information and general guidance as such drawings are not to scale. All the rooms, sizes, locations, orientations, dimensions, fixtures, fittings, finishes and specifications (including materials for, placement, size of rooms, windows, doors, balcony, furniture's inbuilt wardrobe etc.) provided in the floor plans may vary as the same have been taken from concept designs prior the actual development/construction and therefore their accuracy in relation to actual construction cannot be confirmed. Hence, we make no guarantee, warranty or representation as to the accuracy and completeness of the floor plan information as changes may be made during the development process, without notice. Always refer to latest IFC design available in the sales office for the most accurate representation of all construction details.

A4

2 BEDROOM

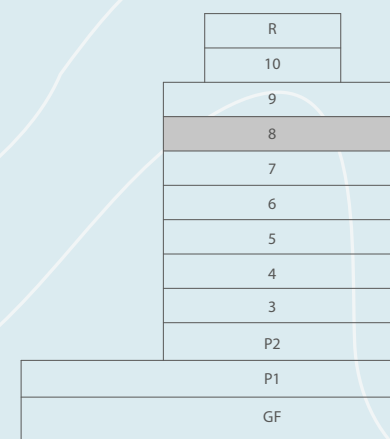
LEVEL 08 UNIT 03

SUITE AREA	1364	SQ.FT	126.76	SQ.M.
BALCONY AREA	136	SQ.FT	12.64	SQ.M.
TOTAL AREA	1500	SQ.FT	139.40	SQ.M.

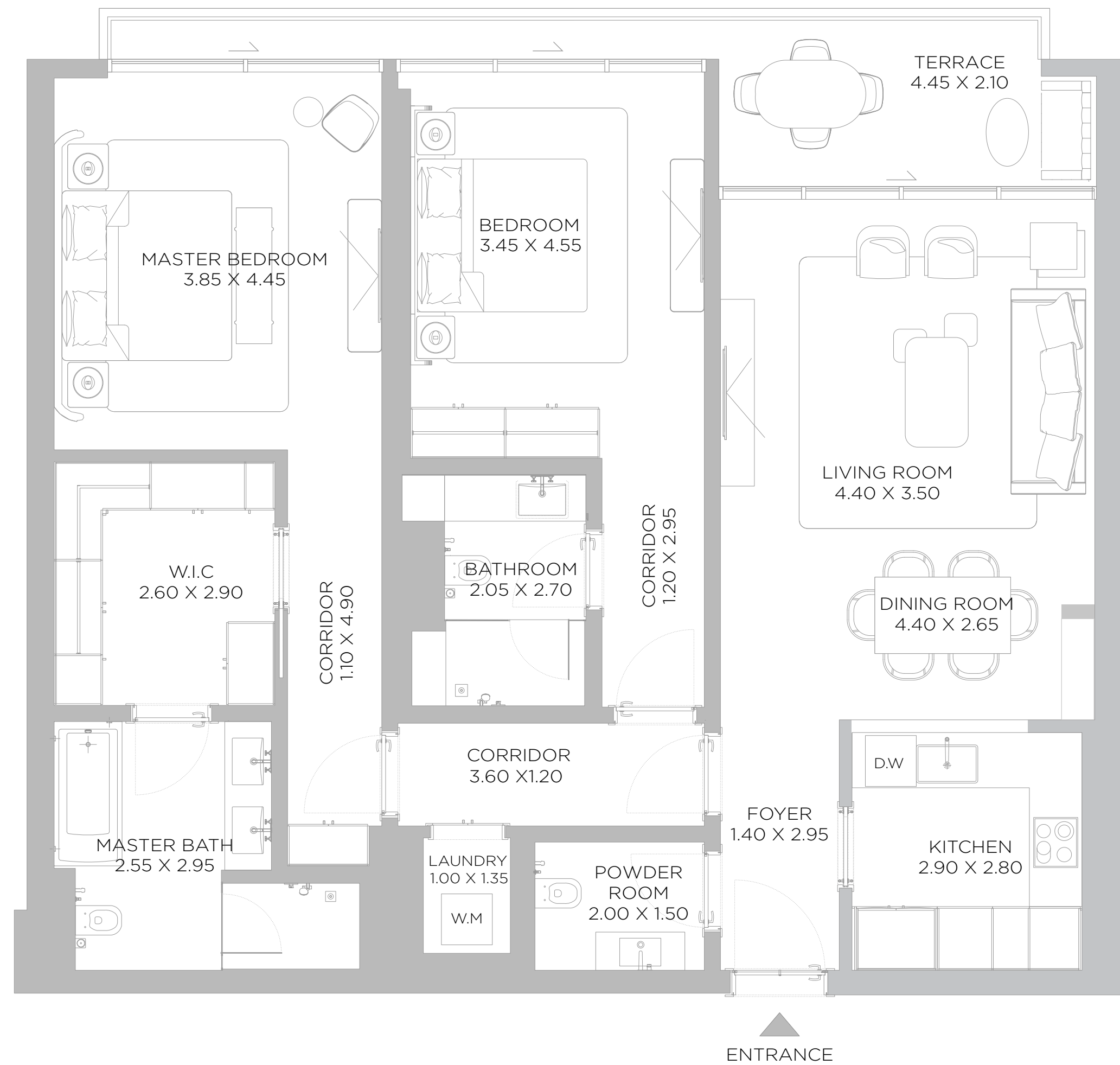
KEY PLAN



ELEVATION



EIGHTH FLOOR PLAN



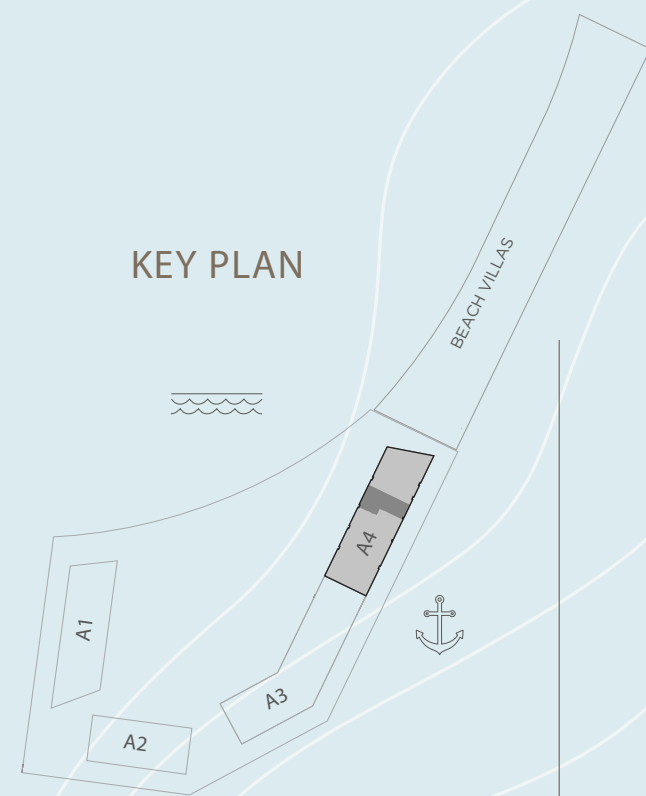
A4

2 BEDROOM

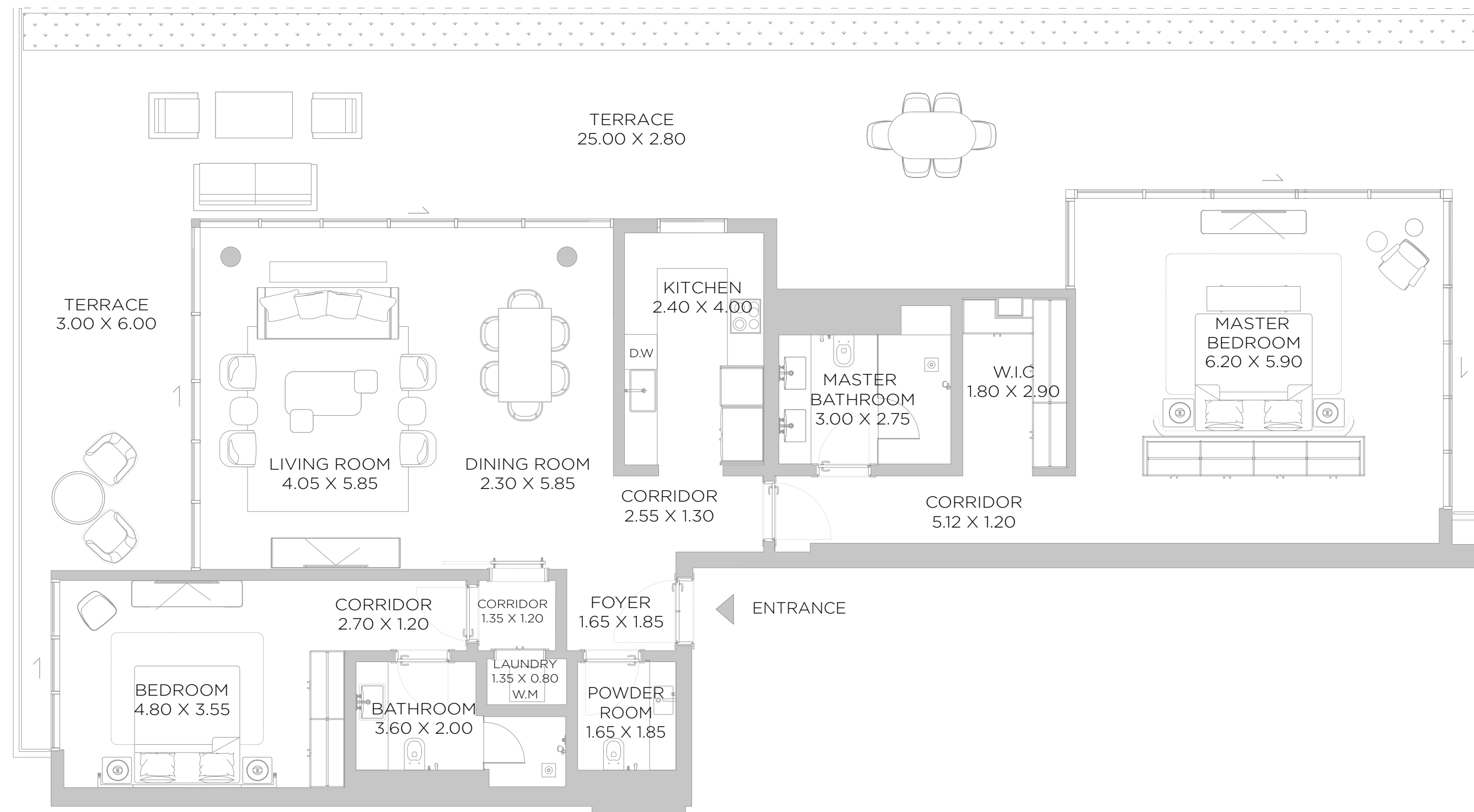
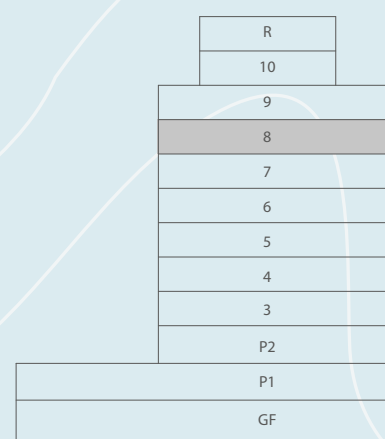
LEVEL 08 UNIT 04

SUITE AREA	1753	SQ.FT	162.86	SQ.M.
BALCONY AREA	1243	SQ.FT	115.45	SQ.M.
TOTAL AREA	2996	SQ.FT	278.31	SQ.M.

KEY PLAN



ELEVATION



EIGHTH FLOOR PLAN

DISCLAIMER: All measurements, dimensions, coordinates and drawings, given as the Floor Plans in the literature are approximate and provided only for the purpose of marketing, illustration, information and general guidance as such drawings are not to scale. All the rooms, sizes, locations, orientations, dimensions, fixtures, fittings, finishes and specifications (including materials for, placement, size of rooms, windows, doors, balcony, furniture's inbuilt wardrobe etc.) provided in the floor plans may vary as the same have been taken from concept designs prior the actual development/construction and therefore their accuracy in relation to actual construction cannot be confirmed. Hence, we make no guarantee, warranty or representation as to the accuracy and completeness of the floor plan information as changes may be made during the development process, without notice. Always refer to latest IFC design available in the sales office for the most accurate representation of all construction details.