


MANSIONS  
THE  
MANSIONS



SOBHA HARTLAND II



Unravel in the stillness *of*  
nature's poetry













Where the wilderness *evokes*  
a sense of wonder

LOCATION MAP



WELCOME TO YOUR  
GREEN ABODE OF *grandiose*

Envisioned as an urban community in the heart of a forest sanctuary with dedicated green spaces and open areas, this community of approximately 8 million sq.ft. encloses private gated communities and large lagoons to provide you with a sense of peace and tranquility.

- |  |   |  |   |  |
|--|---|--|---|--|
| <br>RAS AL KHOR<br>WILDLIFE SANCTUARY<br>05 MINUTES | <br>MEYDAN<br>RACE COURSE<br>10 MINUTES            | <br>SOBHA HARTLAND &<br>2 INTERNATIONAL SCHOOLS<br>10 MINUTES | <br>DUBAI INTERNATIONAL<br>AIRPORT<br>12 MINUTES | <br>BUSINESS BAY<br>12 MINUTES  |
| <br>THE DUBAI MALL<br>15 MINUTES                    | <br>BURJ KHALIFA &<br>DOWNTOWN DUBAI<br>15 MINUTES | <br>DUBAI FRAME<br>15 MINUTES                                 | <br>DUBAI OPERA<br>15 MINUTES                    | <br>PALM JUMEIRAH<br>25 MINUTES |









MASTER PLAN

